

T-Series NTP Network Time Server

Configuration and User Guide

Models Covered: T100, T300, T550
Firmware Versions: 2.0.003
Document Number: T1300-04
Date: 03 November 2021

The latest version of this user guide can be obtained from TimeToolsLtd.com



CAUTION:

Before installing and configuring any T-Series NTP server appliance, please read the manuals and retain for future reference. Please follow all instructions and heed all warnings.

Full product documentation can be found on the supplied CD or at TimeToolsLtd.com

While reasonable efforts have been taken in the preparation of this document to ensure its accuracy, TimeTools Limited assumes no liability resulting from any errors or omissions in this manual, or from the use of the information contained herein.

All claims based on information publicly available at time of printing.

All product or service names mentioned in this document are trademarks of the companies with which they are associated.

Table of Contents

1. Introduction.....	5
2. Key Features.....	5
3. Network Time Protocol (NTP).....	6
3.1. Introduction.....	6
3.2. Time Zones and Daylight Saving Time.....	6
3.3. Fault Tolerance.....	6
3.4. NTP Support in Operating Systems.....	6
3.5. Hardware Time References.....	6
4. GPS\GNSS Operation.....	7
4.1. Start-Up.....	7
4.2. Self-Survey.....	7
4.3. Over-determined clock mode.....	7
4.4. Integrity Monitoring.....	8
5. NTP Synchronisation.....	9
5.1. Stratum 1 Operation.....	9
5.2. Loss of Hardware Clock Synchronisation, TCXO Models (T550).....	9
5.3. Loss of Hardware Clock Synchronisation, Non-TCXO Models (T100, T300).....	9
5.4. NTP Peering	9
5.5. External Backup NTP Servers.....	9
5.6. Typical Synchronisation Hierarchy.....	10
6. Initial Configuration.....	11
6.1. Default Configuration.....	11
7. Web Interface.....	13
7.1. Login.....	13
7.2. Network Configuration Menu.....	16
7.3. Security Configuration.....	18
7.4. NTP Configuration Menu.....	19
7.5. System Information.....	21
7.5.1. System Log and NTP Log	21
7.5.2. NTP Status.....	22
7.5.3. GPS Status.....	24
7.6. Notification Configuration Menu.....	26
7.7. System Menu.....	28
8. Uploading User Generated SSL Certificates.....	29
8.1. SSL Certificate File Format.....	29
9. Console Configuration.....	30
9.1. RS232 Console Configuration.....	30
9.2. Dumb Terminal Configuration Settings.....	30
9.3. Secure Telnet Session (SSH) via Remote Host.....	30
9.4. Logging On.....	30
10. System Log Messages.....	31
11. NTP Authentication.....	32
11.1. Symmetric Key Cryptography.....	32
11.2. NTP Keys.....	32
11.3. Trusted Keys.....	32
12. LCD Display and Alarm LED Status.....	33
12.1. Initial Power-Up	33
12.2. LCD Display – Initial Operation.....	33
12.3. LCD Display – Normal Operation	33
12.4. LCD Display – Device Unsynchronised.....	34
12.5. LCD Display – Ethernet Link Up\Down.....	34
12.6. LCD Display – Internal Manual Time Adjustment Required.....	34

13. Adjusting the System Time	35
14. Command Line Interface.....	36
14.1. Help Information Commands.....	36
14.2. System Status Commands.....	36
14.3. NTP Configuration Commands.....	36
14.4. SNMP Configuration Commands.....	37
14.5. Network Configuration Commands.....	38
14.6. GNSS Configuration Commands.....	39
14.7. Security Commands.....	40
14.8. System Commands.....	40
14.9. Legacy Commands.....	41
14.10. Typical Minimum Configuration Requirements.....	42
15. NTP Statistics.....	43
16. Copyright and Permission Notices.....	44
16.1. Network Time Protocol (NTP) 4.2.....	44
16.2. GNU Public Licence.....	44
16.3. OpenSSL License.....	49
16.4. Nginx Licence.....	51
16.5. FastCGI Licence.....	51
16.6. Net-SNMP Licence.....	51
17. Disclaimer.....	56
18. Document Amendments.....	56

1. Introduction

Network Time Protocol (NTP) can be used to synchronize the time on network clients, across an IP network, to the correct time of an NTP time server. TimeTools T-Series NTP Servers provide a stratum 1 NTP Time Server for ensuring synchronization of time is correct across an entire network.

The T-Series Network Time Server acquires time from global positioning satellite constellations (GPS\GNSS) and distributes time across a network using the TCP/IP Network Time Protocol (NTP).

2. Key Features

Model T100 T300: 16-channel, high sensitivity GPS timing receiver.

Model T550: 32-channel, multi-constellation timing receiver providing reception of GPS, GLONASS, BeiDou, Galileo.

Timing receiver synchronises to less than 15 nanoseconds (GPS Locked).

Can operate with outdoor, indoor or window located antenna, saving on cabling costs.

T550: Integrated high-stability TCXO oscillator provides holdover during loss of signal lock.

NTP accurate to less than 3 microsecond (3×10^{-6} seconds) UTC (GPS Locked).

Synchronise in excess of 2 million clients at default NTP polling rate.

Model T100 T300: Single 10/100 Mbit auto-sensing, auto-MDIX Ethernet ports.

Model T550: Dual 10/100 Mbit auto-sensing, auto-MDIX Ethernet ports.

IPv4 and IPv6 Internet Protocol.

3. Network Time Protocol (NTP)

3.1. Introduction

NTP is a computer network protocol which is used to synchronise time on computers across a network. NTP stands for Network Time Protocol. Dr David Mills of the University of Delaware invented it over 25 years ago. He saw a growing need to synchronise time on computers and networks. Now, many distributed computer processes and applications rely on precise system time. Transaction processing, event logging, CCTV and DVR applications all rely on accurate time stamping.

NTP has a hierarchical structure. At the highest level, or stratum, are precise hardware clocks, which can synchronise to highly accurate external time references, such as GPS or national radio time and frequency broadcasts. These hardware clock devices are known as stratum 0 devices. A stratum 1 time server obtains time directly from a hardware clock and is the most accurate reference in the NTP hierarchy. All lower stratum devices obtain time from the stratum above over a network. As the network introduces timing discrepancies, lower stratum devices are a factor less accurate.

A hierarchical structure allows the overhead of providing time to many clients to be shared among many time servers. Not all clients need to obtain time directly from a stratum 1 reference, but can utilise stratum 2 or 3 references. This has obvious advantages in large networks, such as the Internet, to spread load. However, in practice, on smaller networks, all clients can obtain time from a single stratum 1 time server.

NTP generally operates on a client-server basis. A network time client periodically requests time from a time server. The time server responds with a packet of information containing a time stamp. The time stamp is then used by the client to synchronise its system time. Complex algorithms are used to calculate the time a packet takes to get to the server and back-again, so as to eliminate or reduce any timing inaccuracies introduced by the network itself.

3.2. Time Zones and Daylight Saving Time

NTP uses UTC (Universal Time Coordinated) time, which is very similar to GMT time. It knows nothing of local time zones or daylight-saving time. It is a function of the time client to apply an offset to the supplied time to adjust for local time. In this manner, a time server located anywhere in the world can provide synchronisation to a client located anywhere else in the world. It allows clients to utilise different time zone and daylight-saving properties.

3.3. Fault Tolerance

NTP is fault tolerant, its internal algorithms can automatically select the best of a selection of external time sources to synchronise to. Also, multiple references can be peered to minimize any accumulated timing discrepancies. Depending on network traffic and the accuracy of the server, most clients can be synchronised to within a couple of milliseconds of the correct time.

3.4. NTP Support in Operating Systems

Most modern operating systems support either the Network Time Protocol (NTP) or Simple Network Time Protocol (SNTP) in some form or other. Originally developed for Linux, it has since been ported, in various forms, to UNIX, Netware and Microsoft Windows. SNTP is a simplified form of the protocol; it does not have some of the complex algorithms to maintain high precision time. However, the two protocols are entirely interchangeable – a SNTP client can synchronise to a NTP server.

3.5. Hardware Time References

A number of external time references are available that can be used as hardware reference clocks for NTP. The most common being GPS. The GPS system is a constellation of 24 orbiting satellites, primarily used for positioning and navigation. However, the GPS system also provides very precise timing information. GPS signals can be received anywhere, provided that an antenna can be located with a good view of the sky.

GLONASS is the Russian Global Navigation Satellite System (GNSS). It complements GPS by providing more satellites, allowing positions to be fixed more quickly and accurately, especially in built-up areas where the view to some satellites may be obscured by buildings. It also provides an alternate source of time for satellite integrity monitoring.

Galileo is the global navigation satellite system (GNSS) that is currently being created by the European Union (EU).



4. GPS\GNSS Operation

4.1. Start-Up

The first time the receiver module is powered-up, it searches for satellites from a cold start (no almanac, time, ephemeris, or stored position).

While the receiver will begin to compute position solutions in less than one minute, the receiver must continuously track satellites for approximately 15 minutes to download a complete almanac. A complete and current almanac is essential for correct UTC output. The initialization process with almanac download should not be interrupted.

During this period, the T-Series GNSS status will be shown as “No Lock”.



INFORMATION:

After power up, it can take as long as 15 minutes for the receiver to obtain a satellite lock, longer if the antenna has an obscured view of the sky.

4.2. Self-Survey

When the module has acquired and locked onto a set of satellites, and has obtained a valid ephemeris for each tracked satellite, it performs a self-survey. The self-survey is conducted by averaging 2000 valid position fixes, which will take approximately 30 minutes to complete.

On survey completion, the module automatically switches to a time-only mode (overdetermined clock mode).

The default mode during self-survey is 2D/3D Automatic, where the receiver must obtain a three-dimensional (3-D) position solution. If fewer than four conforming satellites are visible, the GNSS module suspends the self-survey. 3-D mode may not be achieved when the receiver is subjected to frequent obscuration or when the geometry is poor due to an incomplete constellation.

During this period, the T-Series GNSS status will be shown as “Survey”, it will also show the survey progress as a percentage.

4.3. Over-determined clock mode

Over-determined clock mode is used in stationary timing applications. This is the default mode for the GNSS module once a surveyed position is determined. After the receiver self-surveys its static reference position, it stores the surveyed reference position to non-volatile memory and automatically switches to over-determined clock mode and determines the clock solution.

The timing solution is qualified by T-RAIM algorithm, which automatically detects and rejects faulty satellites from the solution. Using the default anti-jamming setting, a minimum of two satellites is required for a fix in overdetermined clock mode. When you power-up the receiver, or after a long fix outages (longer than nine minutes), three satellites are required for the first fix. In this mode, the GNSS module does not navigate or update positions and velocities, but maintains the PPS output, solving only for the receiver clock error (bias) and error rate (bias rate). If the anti-jamming setting is disabled, only one satellite is required for a valid timing fix.

If a stored reference position from a previous self-survey is available at start-up, the GNSS module will use that stored reference position and will enter the over-determined clock mode immediately after power-on. Self-survey would only be re-started if the position integrity check detects a re-location of the antenna. The over-determined clock mode can only be entered when a reference position is available to the receiver from a self-survey.

When the receiver enters Over-determined clock mode, the T-Series GNSS status will be shown as “Ok”.

4.4. Integrity Monitoring

Using a voting scheme based on pseudo-range residuals, the GPS\GNSS modules T-RAIM (Time Receiver Autonomous Integrity Monitoring) algorithm automatically removes the worst satellite with the highest residual from the solution set if that satellite's residual is above the current constellation average.

In addition to T-RAIM, the GNSS module implements position integrity checking on start up, in case the receiver has been moved to a new location. When the receiver is powered up with a surveyed position in memory, it will compare position fixes computed from the GNSS satellites to the surveyed position. If it finds that the surveyed position is off by more than 100 meters (approximately) horizontally or vertically in the first 60 consecutive GNSS fixes, it will delete the surveyed position from memory and restart the self-survey.

5. NTP Synchronisation

On power-up NTP generally starts in an unsynchronised state. Network time clients will be unable to obtain time from the device until it has synchronised its internal clock to a time reference. To synchronise its internal clock, the device needs to be provided with an accurate source of time. Generally accurate time is provided by a GPS\GNSS external time reference, however, you can also configure the NTP server to synchronise to other external NTP servers or use its internal real-time clock as a time reference.

5.1. Stratum 1 Operation

Stratum 1 operation of a NTP server is only guaranteed by synchronising the device with external hardware time references such as GPS\GNSS. An external hardware time reference can be considered to be stratum 0 – the highest stratum in the NTP hierarchy.

In order to maintain stratum 1 synchronisation, a NTP server must be supplied regular precise time-stamps by the external hardware reference clock.

5.2. Loss of Hardware Clock Synchronisation, TCXO Models (T550)

In the event that GPS\GNSS time references fail, models with a TCXO oscillator will maintain stratum 1 operation for a holdover period of 24 hours. When the holdover period expires, they will fall back to using any alternative external NTP time references that may be configured, changing stratum accordingly. If no alternative external NTP time references are configured, or if they fail, stratum 1 operation will cease and the device will enter an unsynchronised state. TCXO holdover is only enabled after 24 hours of continuous uninterrupted GPS\GNSS reception.

5.3. Loss of Hardware Clock Synchronisation, Non-TCXO Models (T100, T300)

In the event that GPS time references fail, models without a TCXO oscillator will fall back to using any alternative external NTP time references that may be configured, changing stratum accordingly. If no alternative external NTP time references are configured, or if they fail, stratum 1 operation will cease after a period of time.

5.4. NTP Peering

NTP can be configured to agree a common time between a number of NTP servers on a network. Peering allows a number of NTP servers to communicate together to provide a network with the same agreed time. Peering can be used to provide a high degree of redundancy.

Only servers with known good clocks should be peered together. The IP address or fully qualified domain name of peered NTP servers can be entered into the External Time Server field of the NTP Configuration Menu. See 'Web Interface' section.

5.5. External Backup NTP Servers

Most Internet based NTP servers will not allow peering. Therefore, to configure an external NTP server that does not allow peering as a backup time reference, to be used in the event of failure of the primary reference, you will need to use the NTP 'server' command in the NTP configuration file. You can append commands to the NTP configuration file using the 'Edit NTP Configuration' option in the 'NTP Configuration Menu'. The 'server' command has a single operand, the IP address or fully qualified domain name of the server to be used:

```
server time-b.nist.gov
server 129.6.15.28
```

```
# Domain name of external NTP time server
# IP address of external NTP time server
```

In the event of failure of the primary synchronisation reference, the backup server will be used for synchronisation. In this event the stratum of the NTP server will be one less than the stratum of the synchronisation server. i.e. If the synchronisation server is stratum 2, the appliance will become stratum 3. The NTP server will only revert to stratum 1 operation when the primary synchronisation reference (GPS\GNSS) comes back online.

5.6. Typical Synchronisation Hierarchy

Stratum 0	GPS, GLONASS, Galileo hardware clock references.
Stratum 1	NTP Server appliance synchronised to a hardware reference clock, such as GPS.
Lower Stratum (2 to 15)	NTP servers synchronised to other NTP servers.

6. Initial Configuration

Before configuring the NTP server, you will need to acquire the following basic configuration information:

IP address,
Network mask,
Gateway,
Domain name servers

or confirm availability of a network DHCP server for dynamic networking configuration.

T-Series NTP servers are available with either a single or dual Ethernet ports. All models are configured with a default IP address on Eth0. For models with a second Ethernet port, Eth1 is configured as a DHCP client.



IMPORTANT:

When first installing the T-Series on your network, ensure that no other device conflicts with the default IP address of the appliance.

Default IP Address (Eth0): 192.168.3.222
Default IP Address (Eth1): DHCP Client

The T-Series can be initially configured in any of three ways:

- Over a network using a web browser on a PC connected to the same network segment.
- Using a web browser on a PC using a peer-to-peer (direct cable) network connection.
- Using a dumb terminal emulator on a PC using a RS232 serial connection.

6.1. Default Configuration

Security

Console, SSH, SCP, SFTP, FTP user name	admin
Console, SSH, SCP, SFTP, FTP default password	admin
HTTPS \ HTTP Web Password	admin

Network Configuration

Host Name	NTP001
Domain Name	-
Name Server 1	-
Name Server 2	-
Network Services	HTTPS: Enabled, HTTP: Enabled, FTP: Enabled SSH\SCP\SFTP: Enabled

Ethernet Port 0

DHCP	Disabled
IPv4 Address \ Mask	192.168.3.222/24
IPv4 Default Gateway	192.168.3.1
IPv6 Address/Mask A:	-
IPv6 Address/Mask B:	-
IPv6 Address/Mask C:	-
IPv6 Gateway:	-
DHCPv6:	Disabled

Ethernet Port 1 (T550 models)

DHCP	Enabled
IPv4 Address \ Mask	-
IPv6 Address/Mask A:	-

IPv6 Address/Mask B:	-
IPv6 Address/Mask C:	-
DHCPv6	Disabled

NTP Configuration

External NTP Server Address 1	-
Key	-
External NTP Server Address 2	-
Key	-
External NTP Server Address 3	-
Key	-
NTP Broadcast Address	-
Key	-
Trusted Keys	-
NTP Keys	-

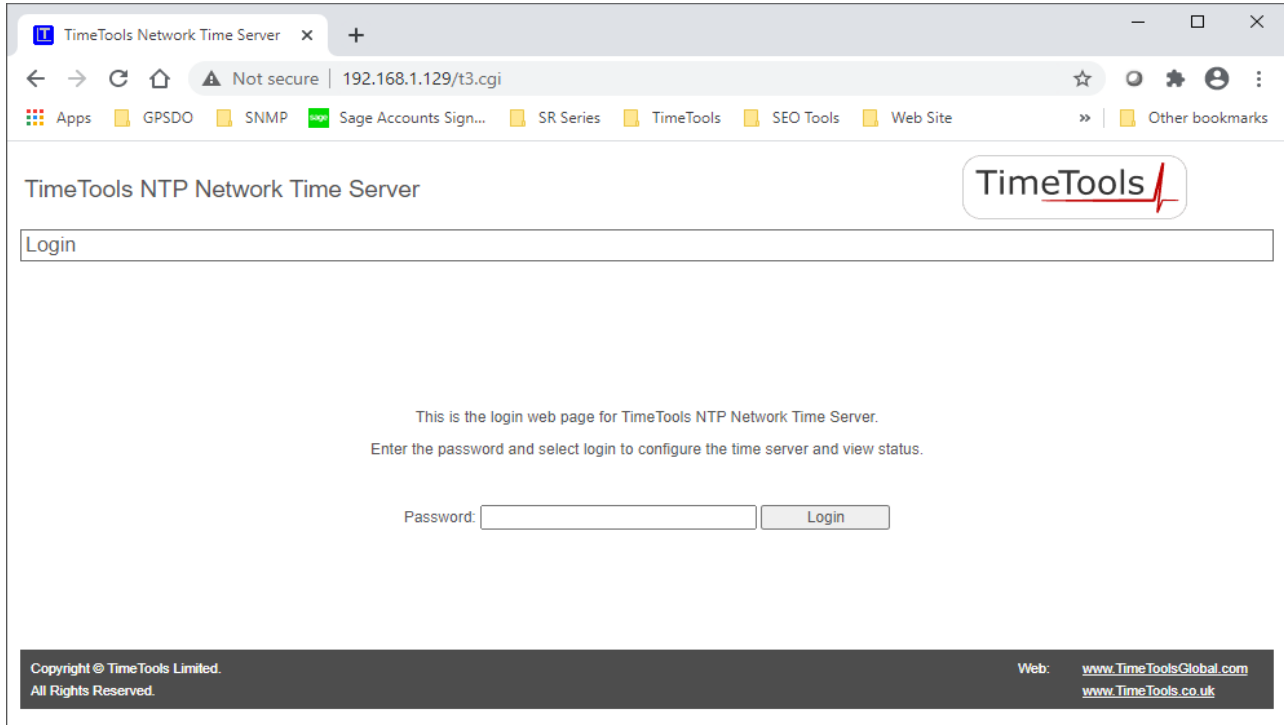
SNMP Configuration

SNMP Traps	Disabled
Community String	-
Trap Address 1:	-
Trap Address 2:	-
Trap Address 3:	-
Trap Address 4:	-

7. Web Interface

The web interface can be initiated by entering the IP address of the time server into a web browser, such as Internet Explorer, e.g. <http://192.168.3.222>. The user will then be greeted by the login screen. A HTTPS web connection can also be used.

7.1. Login



The screenshot shows a web browser window with the title 'TimeTools Network Time Server'. The address bar shows '192.168.1.129/t3.cgi'. The page content includes the 'TimeTools' logo, a 'Login' button, and a message: 'This is the login web page for TimeTools NTP Network Time Server. Enter the password and select login to configure the time server and view status.' Below this is a 'Password:' label, a text input field, and a 'Login' button. The footer contains copyright information and website links.

TimeTools NTP Network Time Server

TimeTools

Login

This is the login web page for TimeTools NTP Network Time Server.
Enter the password and select login to configure the time server and view status.

Password: Login

Copyright © TimeTools Limited.
All Rights Reserved.

Web: www.TimeToolsGlobal.com
www.TimeTools.co.uk

Enter the configuration password in order to login to the device. Default: 'admin'.

Status Menu

TimeTools NTP Network Time Server

Status

NTP Server Specification

Model:	T550	Firmware Build:	Rev. 2.0.001 21-JUL-20
NTP Version:	ntpd 4.2.8p15@1.3728		

Network Configuration Settings

Host Name:	NTP001	Domain:	
Ethernet Port 0 Status:	Up	Ethernet Port 1 Status:	Up
IPv4 Address:	192.168.3.222	IPv4 Address:	192.168.1.129
IPv6 Address:	fe80::214:2dff:fe4b:c2b6	IPv6 Address:	fe80::214:2dff:fe5b:c2b6
IPv6 Address A:	2a00:23c7:3f02:d00:214:2dff:fe4b:c2b6	IPv6 Address A:	2a00:23c7:3f02:d00:214:2dff:fe5b:c2b6
IPv6 Address B:	fd0a:bbcc:ddee:0:214:2dff:fe4b:c2b6	IPv6 Address B:	fd0a:bbcc:ddee:0:214:2dff:fe5b:c2b6
IPv6 Address C:		IPv6 Address C:	

Network Time Protocol Status

NTP Clock Status:	Ok.	NTP Synchronized To:	GNSS
NTP Offset:	0.001 msec	NTP Clock Stratum:	1
System Time:	07:52:45 04-Sep-2020 UTC		

GNSS Synchronisation Status

GNSS Status:	Ok	GNSS Satellites:	14
GNSS Position:	[Lat: 52.4749deg Long: -2.1337deg Alt: 182.97m]	GNSS Last Sync:	07:52:30 04-Sep-2020 UTC

[Status](#)
[Information](#)
[Network](#)
[NTP](#)
[Notification](#)
[Security](#)
[System](#)
[Logout](#)

Copyright © TimeTools Limited. All Rights Reserved. Web: www.TimeToolsGlobal.com
www.TimeTools.co.uk

Model	NTP Server model.
Firmware Build	Describes the firmware build revision number and firmware build date.
NTP Version	Network Time Protocol version currently installed.
Hostname	Hostname of appliance.
Domain	Network domain name
Ethernet Port Status	The current state of the Ethernet port. Up – connected, Down – disconnected.
IPv4 Address	IPv4 Network address of appliance.
IPv6 Address	IPv6 Network address of appliance. Based on MAC address of Ethernet port.

IPv6 Address A	Assigned IPv6 Network address of appliance.
IPv6 Address B	Assigned IPv6 Network address of appliance.
IPv6 Address C	Assigned IPv6 Network address of appliance.
NTP Clock Status	The current NTP clock status – OK / Not Synchronised.
NTP Offset	The offset between the appliances system time and the currently utilised reference clock.
NTP Synchronized To:	The reference clock that the appliance is synchronized to. Typically GNSS, but may also be an external NTP server.
NTP Clock Stratum:	The current stratum level of the appliance. Typically stratum 1 when synchronized to GNSS.
System Time	The appliances current system time as UTC (not local time).
GNSS Status	<p>OK: GNSS satellite lock has been achieved and receiver operation is good.</p> <p>No Lock: GNSS satellite lock not achieved or lost. This may be due to poor antenna location.</p> <p>Error: Indicates GNSS receiver error. Check the system log to find exact cause.</p>
GNSS Position	GNSS positioning information, location and height
GNSS Satellites	Satellites currently used in timing calculation.
GNSS Last Sync	The last valid time-stamp provided to NTP from the GNSS reference clock.

7.2. Network Configuration Menu

TimeTools Network Time Server
+
Not secure | 192.168.1.129/t3.cgi
Apps
GPSDO
SNMP
Sage Accounts Sign...
SR Series
TimeTools
SEO Tools
Web Site
Suppliers
Other bookmarks

TimeTools NTP Network Time Server
TimeTools

Network

Network Settings:

Host Name: NTP001
Domain Name:
Name Server 1: 8.8.8.8
Name Server 2: 8.8.4.4

Network Services:

HTTPS
HTTP
FTP
SSH/SCP/SFTP

IPv4 Ethernet Configuration:

Ethernet Port 0
Ethernet Port 1

IPv4 Address/Mask: 192.168.3.222/24
Default Gateway: 192.168.3.1
DHCP:
IPv4 Address/Mask:
DHCP:

IPv6 Ethernet Configuration:

Ethernet Port 0
Ethernet Port 1

IPv6 Address/Mask A:
IPv6 Address/Mask B:
IPv6 Address/Mask C:
IPv6 Gateway:
DHCPv6:
IPv6 Address/Mask A:
IPv6 Address/Mask B:
IPv6 Address/Mask C:
DHCPv6:

Additional Ethernet Configuration:

```
# Network Additional Configuration File.
# Add any further network configuration commands here.
#
```

Save
Reset
Cancel

Status
Information
Network
NTP
Notification
Security
System
Logout

Copyright © TimeTools Limited.
All Rights Reserved.
Web: www.TimeToolsGlobal.com
www.TimeTools.co.uk

Hostname	Hostname of time server.
Domain	Network domain name
Name Server 1	IP address of DNS name server 1.
Name Server 2	IP address of DNS name server 2.
Network Services	Shows which network services are currently enabled. HTTPS, HTTP, FTP, SSH/SCP/SFTP
IPv4 Address/Mask	IPv4 Network IP Address and subnet mask of the appliance.
Default Gateway	IPv4 Network default gateway
DHCP	Enable Dynamic Host Configuration Protocol
IPv6 Address/Mask	Additional IPv6 Network IP Addresses and subnet mask of the appliance.
IPv6 Gateway	IPv6 Network default gateway
DHCPv6	Enable DHCPv6 auto-configuration.
Additional Ethernet Configuration	Additional commands can be specified here that will be added to the boot sequence. Typically commands to add additional routes can be specified.

7.3. Security Configuration

The screenshot shows a web browser window with the title 'TimeTools Network Time Server'. The address bar shows '192.168.1.129/t3.cgi'. The page has a header with the 'TimeTools' logo and a navigation bar with links: Apps, GPSDO, SNMP, Sage Accounts Sign..., SR Series, TimeTools, SEO Tools, Web Site, and Other bookmarks. The main content area is titled 'TimeTools NTP Network Time Server' and 'Security'. It contains a 'Change Password:' section with a message: 'Please enter a new password of minimum 5 and maximum 30 characters.' Below this are two input fields: 'New Password:' and 'Re-Enter Password:'. At the bottom of the form are three buttons: 'Save', 'Reset', and 'Cancel'. A navigation bar at the bottom of the page contains links: Status, Information, Network, NTP, Notification, Security, System, and Logout. The footer contains copyright information: 'Copyright © TimeTools Limited. All Rights Reserved.' and website links: 'Web: www.TimeToolsGlobal.com' and 'www.TimeTools.co.uk'.

TimeTools Network Time Server

Security

Change Password:

Please enter a new password of minimum 5 and maximum 30 characters.

New Password:

Re-Enter Password:

Save Reset Cancel

Status Information Network NTP Notification Security System Logout

Copyright © TimeTools Limited.
All Rights Reserved.

Web: www.TimeToolsGlobal.com
www.TimeTools.co.uk

The security configuration web page allows the default HTTP, HTTPS, FTP, SSH/SCP/SFTP and console password to be modified. (Default 'admin'). A password of at least 5 characters must be entered, with a maximum of 30 characters.

7.4. NTP Configuration Menu

TimeTools Network Time Server

TimeTools

NTP

External NTP Servers:

NTP Server Address 1:

NTP Server Address 2:

NTP Server Address 3:

Authentication Key:

Authentication Key:

Authentication Key:

NTP Broadcasting:

NTP Broadcast Address:

Authentication Key:

NTP Keys:

```
# NTP Authentication Keys File
#
# Add any required NTP authentication keys here.
#
#
```

Trusted Keys:

Additional NTP Configuration:

```
# NTP Additional Configuration File.
#
# Add any further NTP configuration paramaters here.
#
#
```

Save
Reset
Cancel

Status
Information
Network
NTP
Notification
Security
System
Logout

Copyright © TimeTools Limited.
All Rights Reserved.

Web: www.TimeToolsGlobal.com
www.TimeTools.co.uk

External NTP Servers	<p>Up to three external NTP servers can be peered with the time server to provide backup in the event of primary time source loss or failure.</p> <p>In this mode the local clock can be synchronized to the remote peer or the remote peer can be synchronized to the local clock. This is useful in a network of servers where, depending on various failure scenarios, either the local or remote peer may be the better source of time.</p>
NTP Broadcasting	<p>In broadcast mode the local server sends periodic broadcast messages to a client population at the <i>address</i> specified, which is usually the broadcast address on (one of) the local network(s) or a multicast address assigned to NTP. The IANA has assigned the multicast group address IPv4 224.0.1.1 and IPv6 ff05::101 (site local) exclusively to NTP, but other non-conflicting addresses can be used to contain the messages within administrative boundaries. Ordinarily, this specification applies only to the local server operating as a sender; for operation as a broadcast client</p>
Trusted Keys	<p>Specifies the key identifiers, which are trusted for the purposes of authenticating peers with symmetric key cryptography, as well as keys used by the <code>ntpq</code> and <code>ntpd</code> programs. The authentication procedures require that both the local and remote servers share the same key and key identifier for this purpose, although different keys can be used with different servers. The <i>key</i> arguments are 32-bit unsigned integers with values from 1 to 65534 separated by a single space character.</p>
NTP Keys	<p>Contains key identifiers and keys controlling authentication of Network Time Protocol (NTP) transactions.</p>

7.5. System Information

System information and logs are split into four categories: NTP Log, NTP Status, System Log and GPS Status.

7.5.1. System Log and NTP Log

The system log is a log of all the messages generated by the Linux kernel and all applications since the device was last booted. The NTP log is a filtered version of the system log showing only NTP related log messages.

The screenshot shows the TimeTools NTP Network Time Server web interface. The browser address bar shows the URL `192.168.1.129/t3.cgi`. The page title is "TimeTools NTP Network Time Server". The main content area is titled "Information" and displays a log of NTP-related messages. The log entries are as follows:

```
Sep 03 15:15:51 NTP001 kernel: Mountpoint-cache hash table entries: 1024 (order: 0, 4096 bytes)
Sep 03 15:16:04 NTP001 ntp-refclockd[240]: Starting ntp reference clock daemon.
Sep 03 15:16:04 NTP001 ntp-refclockd[240]: Static operation selected.
Sep 03 15:16:04 NTP001 ntp-refclockd[240]: Anti-jam mode enabled.
Sep 03 15:16:04 NTP001 ntp-refclockd[240]: Enabled Constellations: [3]: GPS GLONASS
Sep 03 15:16:04 NTP001 ntp-refclockd[240]: Holdover 86400 secs.
Sep 03 15:16:04 NTP001 ntp-refclockd[240]: Maximum GNSS Offset 1000 secs.
Sep 03 15:16:11 NTP001 ntpd[234]: ntpd 4.2.8p15@1.3728-o Tue Jul 14 10:37:08 UTC 2020 (2): Starting
Sep 03 15:16:11 NTP001 ntpd[234]: Command line: /usr/sbin/ntpd -p /run/ntpd.pid -c /etc/timetools/ntp.conf
Sep 03 15:16:11 NTP001 ntpd[234]: -----
Sep 03 15:16:11 NTP001 ntpd[234]: ntp-4 is maintained by Network Time Foundation,
Sep 03 15:16:11 NTP001 ntpd[234]: Inc. (NTF), a non-profit 501(c)(3) public-benefit
Sep 03 15:16:11 NTP001 ntpd[234]: corporation. Support and training for ntp-4 are
Sep 03 15:16:11 NTP001 ntpd[234]: available at https://www.nwtime.org/support
Sep 03 15:16:11 NTP001 ntpd[234]: -----
Sep 03 15:16:13 NTP001 ntpd[250]: proto: precision = 6.333 usec (-17)
Sep 03 15:16:13 NTP001 ntpd[250]: basedate set to 2020-07-02
Sep 03 15:16:13 NTP001 ntpd[250]: gps base set to 2020-07-05 (week 2113)
Sep 03 15:16:13 NTP001 ntpd[250]: Listen and drop on 0 v6wildcard [::]:123
Sep 03 15:16:13 NTP001 ntpd[250]: Listen and drop on 1 v4wildcard 0.0.0.0:123
Sep 03 15:16:13 NTP001 ntpd[250]: Listen normally on 2 lo 127.0.0.1:123
Sep 03 15:16:14 NTP001 ntpd[250]: Listen normally on 3 eth0 192.168.3.222:123
Sep 03 15:16:14 NTP001 ntpd[250]: Listen normally on 4 eth1 192.168.1.129:123
Sep 03 15:16:14 NTP001 ntpd[250]: Listen normally on 5 lo [::1]:123
Sep 03 15:16:14 NTP001 ntpd[250]: Listen normally on 6 eth0 [2a00:23c7:3f02:d00:214:2dff:fe4b:c2b6]:123
Sep 03 15:16:14 NTP001 ntpd[250]: Listen normally on 7 eth0 [fdaa:bbcc:ddee:0:214:2dff:fe4b:c2b6]:123
Sep 03 15:16:14 NTP001 ntpd[250]: Listen normally on 8 eth0 [fe80::214:2dff:fe4b:c2b6%2]:123
Sep 03 15:16:14 NTP001 ntpd[250]: Listen normally on 9 eth1 [2a00:23c7:3f02:d00:214:2dff:fe5b:c2b6]:123
Sep 03 15:16:14 NTP001 ntpd[250]: Listen normally on 10 eth1 [fdaa:bbcc:ddee:0:214:2dff:fe5b:c2b6]:123
Sep 03 15:16:14 NTP001 ntpd[250]: Listen normally on 11 eth1 [fe80::214:2dff:fe5b:c2b6%3]:123
Sep 03 15:16:14 NTP001 ntpd[250]: Listening on routing socket on fd #28 for interface updates
Sep 03 15:16:14 NTP001 ntpd[250]: SHM(0) 8011 81 mobilize assoc 35842
Sep 03 15:16:14 NTP001 ntpd[250]: kernel reports TIME_ERROR: 0x41: Clock Unsynchronized
Sep 03 15:16:14 NTP001 ntpd[250]: 0.0.0.0 c01d 0d kern kernel time sync enabled
Sep 03 15:16:14 NTP001 ntpd[250]: kernel reports TIME_ERROR: 0x41: Clock Unsynchronized
```

Below the log, there are buttons for "NTP Log", "NTP Status", "System Log", "GNSS Status", and "Cancel". At the bottom of the interface, there are buttons for "Status", "Information", "Network", "NTP", "Notification", "Security", "System", and "Logout". The footer contains the copyright notice "Copyright © TimeTools Limited. All Rights Reserved." and the website URLs "Web: www.TimeToolsGlobal.com" and "www.TimeTools.co.uk".

7.5.2. NTP Status

The screenshot shows the TimeTools NTP Network Time Server web interface. The browser address bar indicates the URL is 192.168.1.129/t3.cgi. The page title is "TimeTools NTP Network Time Server". The "Information" tab is selected, displaying the following data:

remote	refid	st	t	when	poll	reach	delay	offset	jitter
*SHM(0)	.GNSS.	0	1	4	8	377	0.000	+0.000	0.008

Below the table, the following statistics are displayed:

```

associd=0 status=0418 leap_none, sync_uhf_radio, 1 event, no_sys_peer,
version="ntpd 4.2.8p15@1.3728-o Tue Jul 14 10:37:08 UTC 2020 (2)",
processor="armv7l", system="Linux/4.4.177-2.8.6-dirty", leap=00,
stratum=1, precision=-17, rootdelay=0.000, rootdisp=1.045, refid=GNSS,
reftime=e2fc7071.c6dcef01 Fri, Sep 4 2020 7:51:13.776,
clock=e2fc7075.0c2cbd2c Fri, Sep 4 2020 7:51:17.047, peer=35842, tc=3,
mintc=3, offset=+0.000286, frequency=-103.824, sys_jitter=0.007629,
clk_jitter=0.008, clk_wander=0.000

time since reset:      59703
receive buffers:       64
free receive buffers:  63
used receive buffers:   0
low water refills:     1
dropped packets:       0
ignored packets:       0
received packets:      10938
packets sent:          10938
packet send failures:   0
input wakeups:         75870
useful input wakeups:  16219
  
```

At the bottom of the page, there are buttons for "NTP Log", "NTP Status", "System Log", "GNSS Status", and "Cancel". Below these are tabs for "Status", "Information", "Network", "NTP", "Notification", "Security", "System", and "Logout". The footer contains copyright information for TimeTools Limited and website links.

The NTP Status page provides current NTP synchronisation information. It provides a list of the peers known to the server as well as a summary of their state.

The symbol at the left margin displays the synchronisation status of each peer. The currently selected peer is marked '*', while additional peers designated acceptable for synchronisation, but not currently selected, are marked '+'. Peers marked * and + are included in the weighted average computation to set the local clock; the data produced by peers marked with other symbols are discarded.

remote – The peer or server being synchronised to. SHM(0) is the GPS\GNSS reference clock.

The host names or addresses shown in the remote column correspond to the server and peer entries listed in the configuration file; however, the DNS names might not agree if the names listed are not the canonical DNS names.

refid – The refid column shows the peers current source of synchronization. 'GNSS' is specified for the local GPS\GNSS reference clock.

st – The st column reveals the stratum of the peer (0 to 16). Stratum 0, specifies a hardware reference clock such as GPS or GNSS.

t – Type (u: unicast or manycast client, b: broadcast or multicast client, l: local reference clock, s: symmetric peer, A: manycast server, B: broadcast server, M: multicast server);

when – The when column shows the time since the peer was last heard in seconds (default), hours (denoted by the “h” symbol) or days (specified by the “d” symbol).

poll – The polling interval in seconds for the peer.

reach – Status of reachability register in octal (See RFC-1305).

delay – Round trip communication delay to the remote peer or server (milliseconds);

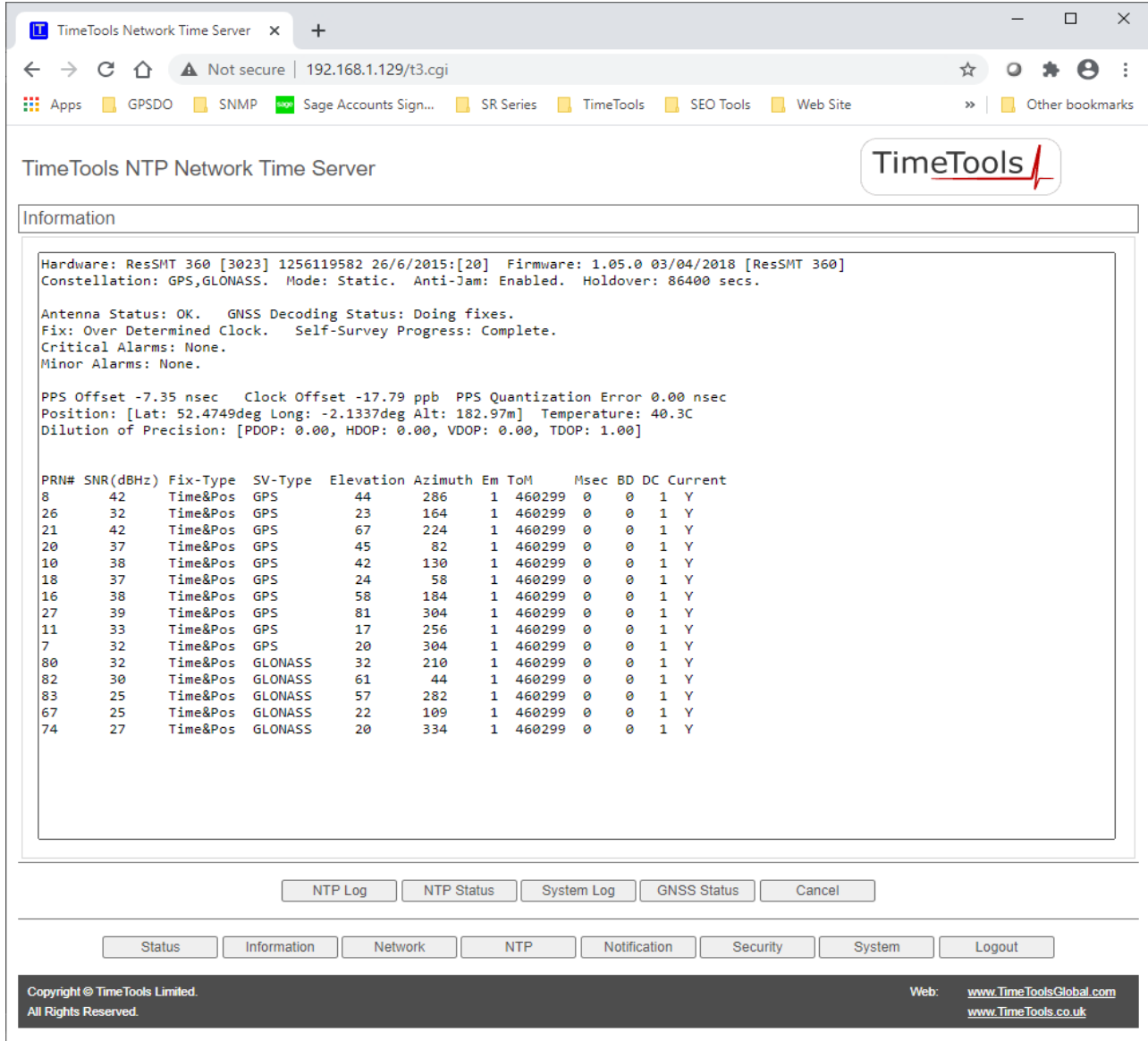
offset – The mean offset in the times reported between the local host and the remote peer in milliseconds.

jitter – The mean deviation in the time reported from the peer in milliseconds.

Refer to the NTP Documentation Archive's (doc.ntp.org) ntpq page for additional information.

7.5.3. GPS Status

The GPS Status page provides detailed information on the health and status of the T-Series GPS\GNSS receiver and the satellites tracking information.



TimeTools NTP Network Time Server

Information

```

Hardware: ResSMT 360 [3023] 1256119582 26/6/2015:[20] Firmware: 1.05.0 03/04/2018 [ResSMT 360]
Constellation: GPS,GLONASS. Mode: Static. Anti-Jam: Enabled. Holdover: 86400 secs.

Antenna Status: OK. GNSS Decoding Status: Doing fixes.
Fix: Over Determined Clock. Self-Survey Progress: Complete.
Critical Alarms: None.
Minor Alarms: None.

PPS Offset -7.35 nsec Clock Offset -17.79 ppb PPS Quantization Error 0.00 nsec
Position: [Lat: 52.4749deg Long: -2.1337deg Alt: 182.97m] Temperature: 40.3C
Dilution of Precision: [PDOP: 0.00, HDOP: 0.00, VDOP: 0.00, TDOP: 1.00]
  
```

PRN#	SNR(dBHz)	Fix-Type	SV-Type	Elevation	Azimuth	Em	ToM	Msec	BD	DC	Current
8	42	Time&Pos	GPS	44	286	1	460299	0	0	1	Y
26	32	Time&Pos	GPS	23	164	1	460299	0	0	1	Y
21	42	Time&Pos	GPS	67	224	1	460299	0	0	1	Y
20	37	Time&Pos	GPS	45	82	1	460299	0	0	1	Y
10	38	Time&Pos	GPS	42	130	1	460299	0	0	1	Y
18	37	Time&Pos	GPS	24	58	1	460299	0	0	1	Y
16	38	Time&Pos	GPS	58	184	1	460299	0	0	1	Y
27	39	Time&Pos	GPS	81	304	1	460299	0	0	1	Y
11	33	Time&Pos	GPS	17	256	1	460299	0	0	1	Y
7	32	Time&Pos	GPS	20	304	1	460299	0	0	1	Y
80	32	Time&Pos	GLONASS	32	210	1	460299	0	0	1	Y
82	30	Time&Pos	GLONASS	61	44	1	460299	0	0	1	Y
83	25	Time&Pos	GLONASS	57	282	1	460299	0	0	1	Y
67	25	Time&Pos	GLONASS	22	109	1	460299	0	0	1	Y
74	27	Time&Pos	GLONASS	20	334	1	460299	0	0	1	Y

NTP Log NTP Status System Log GNSS Status Cancel

Status Information Network NTP Notification Security System Logout

Copyright © TimeTools Limited. All Rights Reserved. Web: www.TimeToolsGlobal.com www.TimeTools.co.uk

The information provided can be very useful for system debugging and installation, to find the optimum location for a GPS\GNSS antenna and to confirm signal reception levels for existing installations.

Useful Receiver Information

Hardware	GPS\GNSS receiver hardware component version information.
Firmware	GPS\GNSS receiver firmware version information.
Antenna Status	Indicates current antenna status – OK/Open/Short. OK – Antenna operational. Open – Antenna input open circuit. Possible antenna or cable fault. Short – Antenna input short circuit. Possible antenna or cable fault.

GNSS Decoding Status	Indicates the decoding status of the GPS receiver: Doing fixes No Usable Satellites
Fix	GPS\GNSS fix mode.
Self-Survey Progress	When a self-survey procedure is in progress, this field shows the progress of the survey as a percentage of fixes collected so far. The self-survey will be complete when the self-survey progress reaches 100%. This field only has meaning while a self-survey is in progress.
Critical Alarms	This field provides status information of several critical alarm indicators.
Minor Alarms	This field provides status information of several minor alarm indicators. A minor alarm indicates a condition that the user should be alerted to, but does not indicate an immediate, or necessarily any, impairment of functionality.
Position	The current global position of the appliance, latitude and longitude, in degrees and the height in meters.
Satellite Information	
PRN:	A satellite PRN number uniquely identifies each particular satellite.
SNR:	The quality of received GNSS satellite-signals is reported as C/No value (Carrier-to-Noise power ratio). Low C/No values can result from low-elevation satellites, partially obscured signals (due to dense foliage for example), or reflected RF signals (multipath). Multipath can degrade the position and timing solution. Multipath is most commonly found in urban environments with many tall buildings and a preponderance of mirrored glass. Reflected signals tend to be weak (low C/No value), since each reflection diminishes the signal.
Elevation, Azimuth:	Satellite elevation and azimuth, in degrees. This shows the actual position of the satellite in the sky.
Fix Type	Indicates whether the satellite is used for position, timing or both.

7.6. Notification Configuration Menu

TimeTools Network Time Server
+

Not secure | 192.168.1.129/t3.cgi

Apps GPSDO SNMP Sage Accounts Sign... SR Series TimeTools SEO Tools Web Site Suppliers » Other bookmarks

TimeTools NTP Network Time Server
TimeTools

Notification

SNMP:

SNMP Service: Disabled

SNMP System Parameters:

sysLocation: sysContact:

SNMP v1/2c Configuration:

Community String:

SNMP v3 Configuration:

User Name: Authentication Protocol: None Privacy Protocol: None Text Engine ID: Authentication Password: Privacy Password:

SNMP Traps:

SNMP Trap Service: Disable SNMP TRAPS

Trap Address 1: Trap Address 2: Trap Address 3: Trap Address 4:

[Download T-Series MIB File.](#)

Save Reset Cancel

Status Information Network NTP Notification Security System Logout

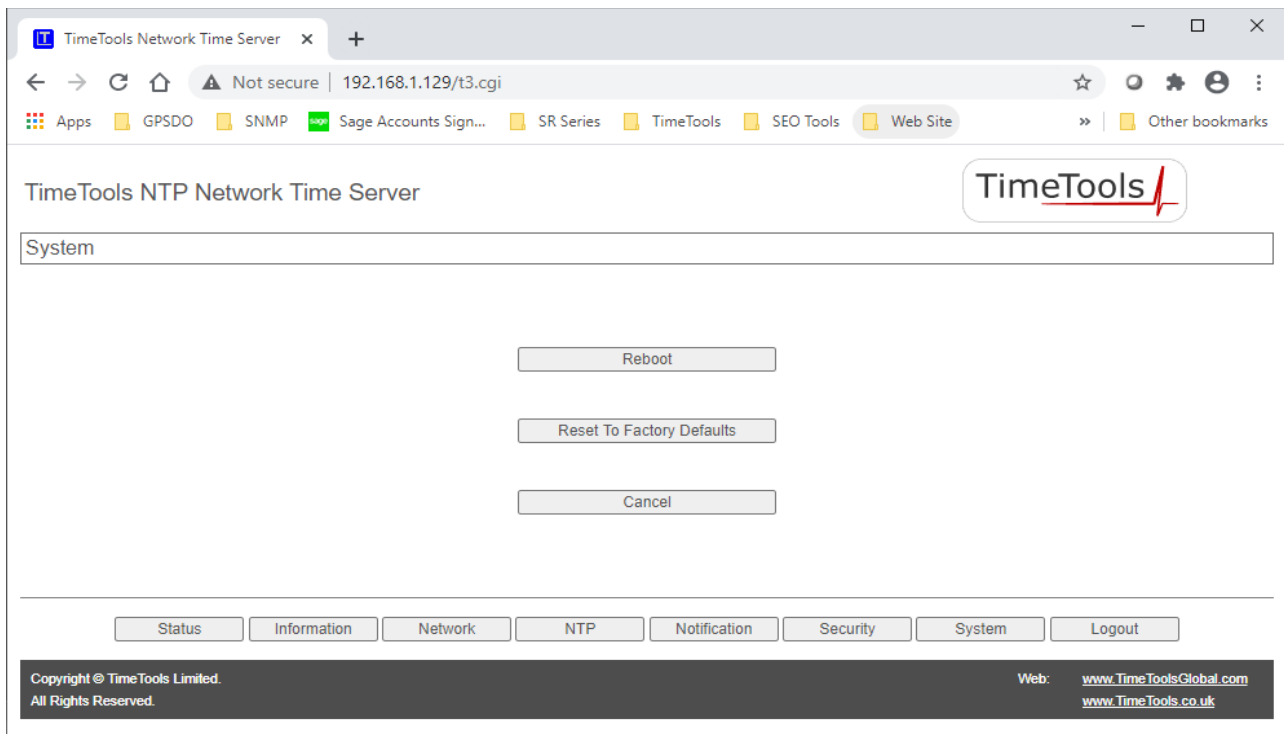
Copyright © TimeTools Limited. All Rights Reserved. Web: www.TimeToolsGlobal.com www.TimeTools.co.uk

The Notification Configuration menu is used to enable and configure the appliances Simple Network Management Protocol (SNMP) service. SNMP can be used to monitor the status of the appliance. Notifications can be generated by the NTP server to warn a manager of error conditions that have occurred, such as loss of GPS signal or loss of synchronisation.

The T-Series supports SNMP v1, v2c and v3. When configured, the appliance can respond to requests for status information from a SNMP management system. It can also send SNMP traps or notifications to up to 4 separate SNMP management systems, each specified by their IP address. The Management Information Base (MIB) file is available for download from the Notification Configuration Menu page.

SNMP Service:	Disabled: Disable the SNMP service. v1 Enabled: Enable SNMP v1 service. v2c Enabled: Enable SNMP v2c service. v3 Enabled: Enable SNMP v3 service.
sysLocation:	A display string representing the physical location of the appliance.
sysContact:	A display string identifying the appliance administrators contact details.
SNMP v1/2c Configuration:	The following configuration items are relevant to SNMP v1/2c only.
Community String:	SNMP v1/2c community string or password to read SNMP entities. The same community string is also used to send SNMP v1/2c traps.
SNMP v3 Configuration:	The following configuration items are relevant to SNMP v3 only.
User Name:	Specify SNMP v3 user or security name.
Authentication Protocol:	Specify protocol to authenticate SNMP v3 messages. None: Disable authentication. MD5: Enable MD5 authentication. SHA: Enable SHA authentication (recommended).
Authentication Password:	An authentication password or secret key to append to SNMP v3 messages.
Privacy Protocol:	Specify the privacy algorithm to use for SNMP v3 encryption. None: Disable privacy. DES: Enable DES encryption. AES: Enable AES encryption (recommended).
Privacy Password:	A privacy password or secret key for SNMP v3 privacy.
Text Engine ID:	An Engine ID uniquely identifies an SNMP v3 entity in a management domain. It is used for identification, not addressing, purposes. The text engine ID specifies up to 27 characters to be used to build the engine ID using the text format scheme (RFC 3411).
SNMP Traps:	The following configuration items relate to SNMP traps and notifications.
SNMP Trap Service:	Control the generation of SNMP traps and notifications. Disable SNMP TRAPS. Enable TRAPS. Enable INFORMs.
Trap Address 1:	Address of SNMP management system to send trap or inform messages.
Trap Address 2:	
Trap Address 3:	
Trap Address 4:	
Download T-Series MIB File.	Download the T-series MIB file for managing SNMP entities.

7.7. System Menu



- Reboot** The reboot option restarts the time server. It is used to make any network configuration changes active.
- Factory Defaults** The factory defaults menu option reverts all settings back to the factory defaults. All settings will revert to their factory defaults after the device has restarted. Please note, passwords will stay the same and will not revert back to default.



IMPORTANT:

When reverting to factory defaults, ensure that no other device on your network conflicts with the default IP address of the appliance.

Default IP Address (Eth0): 192.168.3.222
Default IP Address (Eth1): DHCP Client

8. Uploading User Generated SSL Certificates

All T-Series NTP servers can accept a user generated SSL certificate for authentication. The user generated certificate must be uploaded into the devices '/tmp/admin' directory using ftp or sftp. The uploaded certificate then needs to be saved into flash using the 'nts security savecert' command available from a console or SSH session to the time server.

Command: nts security savecert
 nts security savecert [default]

Save uploaded user certificate files 'certificate.crt' and 'certificate.key' to flash.

Specifying default will restore original certificate files.

The device must be rebooted for any network configuration changes to take effect.

8.1. SSL Certificate File Format

The SSL certificate should be in the PEM file format.

The 'nts security savecert' command requires two certificate files: certificate.crt and certificate.key. Both files should be located in the /tmp/admin directory.

The 'certificate.crt' file should contain the server certificate. The certificate should be contained between ---- BEGIN CERTIFICATE---- and ----END CERTIFICATE---- statements.

The separate 'certificate.key' file should contain the private key. The private key should be contained between ---- BEGIN RSA PRIVATE KEY----- and -----END RSA PRIVATE KEY----- statements.

The default SSL certificate can be reinstated by using the 'nts security savecert default' commands

9. Console Configuration

9.1. RS232 Console Configuration

Use the console configuration cable provided to connect the 'console' port of the T-Series to a serial port of a computer.

A dumb terminal emulator, such as Hyper Terminal, can then be used on the computer to access the configuration menu of the NTP server.

9.2. Dumb Terminal Configuration Settings

Connect Using:	Direct to COMx	(where x is the com port number)
Bits per second:	115200	
Data bits:	8	
Parity:	None	
Stop bits:	1	
Flow control:	None	
Terminal Emulation:	ANSI	

Once the dumb terminal has been configured and the console cable connected to the correct COM port, the login prompt will appear by pressing 'ENTER'.

9.3. Secure Telnet Session (SSH) via Remote Host

The time server can be configured remotely using a secure telnet session (SSH), if enabled, configured for VT100 emulation. A number of SSH clients are freely available, the most common being Putty (<http://www.putty.org/>).

9.4. Logging On

The default username and password is 'admin'.

```
NTP001 login: admin
Password: xxxxx
```

See section 14, Command Line Interface for command information.

10. System Log Messages

System log messages are generated by both the NTP service and the reference clock service to warn of a system status change. Log messages can be viewed the system log tab of the information web page.

The following messages are generated by the GPS/TCXO reference clock service:

Type	Log Message	Model	Description
Warning	GNSS state change: No signal lock.	All Models	GNSS signal lock lost – possibly due to poor antenna location or faulty GPS antenna / cable.
Information	GNSS state change: Self survey.	All Models	GNSS self survey mode entered after change of location of antenna.
Information	GNSS state change: Signal lock OK.	All Models	GNSS signal lock regained after loss of signal.
Information	Start TCXO Calibration	T550	Restarting TCXO holdover oscillator calibration after reacquired GPS\GNSS signal.
Information	TCXO Enabled	T550	TCXO oscillator calibrated and ready for operation in the event of GPS\GNSS signal loss.
Warning	GNSS state change: No signal lock, entering holdover.	T550	GNSS signal lock lost - 24-hour TCXO holdover started.

The following are a selection of messages generated by the NTP service.

Type	Log Message	Description
Information	no_system_peer	No reference clock peer available.
Information	clock_sync	NTP local clock synchronised.
Information	SHM(0) reachable	NTP is receiving timestamps from GPS\GNSS receiver.
Information	SHM(0) sys_peer	NTP is using GPS\GNSS as reference clock peer.
Information	Clock step	Local clock step adjustment.

A full list of NTP service event messages is available at: <https://www.eecis.udel.edu/~mills/ntp/html/decode.html>

11. NTP Authentication

11.1. Symmetric Key Cryptography

The original RFC-1305 specification allows any one of possibly 65,534 keys, each distinguished by a 32-bit key identifier, to authenticate an association. The servers and clients involved must agree on the key and key identifier to authenticate NTP packets.

Keys and related information are specified in a key file. Besides the keys used for ordinary NTP associations, additional keys can be used as passwords for the `ntpq` and `ntpd` utility programs.

When `ntpd` is first started, it reads the key file and installs the keys in the key cache. However, individual keys must be activated with the `trusted keys` command before use. This allows, for instance, the installation of possibly several batches of keys and then activating or deactivating each batch remotely using `ntpd`. This also provides a revocation capability that can be used if a key becomes compromised.

11.2. NTP Keys

NTP Keys are entered in the following format:

KeyNumber M Key

where,

KeyNumber	A positive integer (1 to 65,534)
M	Specifies that Key is a 1-to-8 character ASCII string, using the MD5 authentication scheme.
Key	The key itself.

11.3. Trusted Keys

The trusted keys specifies the key identifiers which are trusted for the purposes of authenticating peers with symmetric key cryptography, as well as keys used by the `ntpq` and `ntpd` programs. The authentication procedures require that both the local and remote servers share the same key and key identifier for this purpose, although different keys can be used with different servers. The key arguments are 32-bit unsigned integers with values from 1 to 65,534 separated by a single space character.

12. LCD Display and Alarm LED Status

The T300 and T550 models have a two line by 40 character ultra-bright backlit LCD display for displaying current status and configuration information.

12.1. Initial Power-Up

On power-up the LCD display will remain blank for approximately 20 seconds, while the unit boots and performs a self-test. On completion of self tests, the display will show the model and firmware version.

```
TimeTools NTP Server T550
Build: Rev. 1.0.001 27-JAN-17
```

Alarm LED Status: Alternate Red\Green, Rapid Flash

12.2. LCD Display – Initial Operation

After the initial boot sequence, the device will then show its normal status display. The current UTC (Coordinated Universal Time) time and date, which is held internally by the devices real-time clock, will be shown. The current time offset compared to any available external time references will be shown.

Synchronisation 'Sync-Init' indicates that the device is waiting for external time references to come online. GPS status 'GNSS:NoLock' indicates that no GPS\GNSS satellite lock has yet been achieved.

```
UTC 09:40:27 04-Jan-2017 <1us offset
NTP:Init GNSS:NoLock Satellites:0
```

Alarm LED Status: Red, Slow Flash

If the device is powered up in a new location, or if the antenna has been moved, GPS\GNSS Self-Survey mode will be entered. A Self-Survey acquires very accurate positioning information and will take around 30 minutes to complete.

```
UTC 09:40:27 04-Jan-2017 <1us offset
NTP:Init GNSS:Svy-5% Satellites:14
```

Alarm LED Status: Green Slow Flash

When a GPS antenna is installed and a signal lock is achieved, time-stamps will be passed to NTP from the reference clock. NTP will then enter a calibration mode for a period of 10 to 15 minutes, while its internal clock is being skewed towards the correct time. During this period, the unit will still be in an unsynchronised state and will display '!!NO SYNC!!', as indicated below.

```
UTC 09:40:27 04-Jan-2017 <1us offset
NTP:No-Sync GNSS:Ok Satellites:14
```

Alarm LED Status: Green Slow Flash

12.3. LCD Display – Normal Operation

When the device is synchronised, the LCD display will typically appear as follows.

```
UTC 09:40:27 04-Jan-2017 2us offset
NTP:Ok GNSS:Ok Satellites:14
```

Alarm LED Status: Green Constant

UTC The current synchronised time maintained by the device. This is displayed as UTC time (Coordinated Universal Time).

Offset	The current offset, or estimated error, between the maintained time and the external reference clock. This may vary according to the external reference clock that is currently being used.
NTP	OK - Denotes that the device is synchronised and can serve network time clients with the correct time. No-Sync – The NTP local clock is not currently synchronized.
GNSS	No-Lock – The GPS\GNSS receiver has not yet gained a satellite lock. Lock - Signifies that a GPS signal lock has been achieved. Error – A GPS\GNSS receiver error has been detected. View the system log to determine error type.
Satellites	The number of satellites currently in use by the GPS\GNSS receiver.

12.4. LCD Display – Device Unsynchronised

If no external reference clock synchronisation has been possible for a period of time, eventually the display will show '!! NO-SYNC!!' indicating that the device has entered an unsynchronised mode and will no longer provide synchronisation to network time clients.

```
UTC 09:40:27 04-Jan-2017    <1us offset
NTP:No-Sync  GNSS:NoLock    Satellites:0
```

Alarm LED Status: Red, Slow Flash

12.5. LCD Display – Ethernet Link Up\Down

When a new Ethernet link is established, the display will show the Ethernet port and Ipv4\IPv6 address for the newly established link.

```
ETH0: Up  Ipv4:192.168.3.222    Ipv6:
fe80::214:2dff:fe4b:c2b7
```

Alarm LED Status: Green, Rapid Flash

Alternatively, when a link is removed, the display will indicate the Ethernet port associated with the removed link.

```
ETH0: Down.
```

Alarm LED Status: Red, Rapid Flash

12.6. LCD Display – Internal Manual Time Adjustment Required

If the device has been powered off for an extended period, the internal time stored in the real-time clock may have drifted too far away from the correct time in order for the device to synchronise correctly. The GNSS status will show 'Error' indicating too great a difference between the received reference clock time-stamp and the devices system time.

```
UTC 09:40:27 04-Jan-2017    <1us offset
NTP:No-Sync  GNSS:Error     Satellites:14
```

Alarm LED Status: Red, Rapid Flash

In this event the real-time clock will need to be adjusted to within 10 minutes of the correct time from a console or SSH session, see section 'Correcting the System Time'.

Other GNSS receiver errors are possible. Check the NTP log for further information about the error.

13. Adjusting the System Time

In the unlikely event that the device has been powered off for an extended period of time, the units system time, stored in its battery-backed real-time clock may have drifted too far away from the correct time in order for synchronisation to occur. The LCD or web configuration fields GNSS status will show 'Error' when a GNSS signal lock is achieved.

In this event, the unit's system time will need to be adjusted manually to within 10 minutes of the correct UTC time. This can be done by opening a SSH session and logging into the device and using the 'ttsetclock' command.

```
admin@NTP001:~$ ttsetclock 0930 05012017      # set the devices system time
                                              # (must be UTC time NOT local time !)

Thu Jan  5 09:30:00 UTC 2017
ttsetclock: System time updated.

/tmp/admin $ exit                             # exit the SSH session
Connection to host lost.
```

The ttsetclock command has the following syntax:

ttsetclock HHMM ddmmyyyy

where:

HH is the hour of the day	- 2 digits, range 0 - 23
MM is the minute of the hour	- 2 digits, range 0 - 60
dd is the day of the month	- 2 digits, range 1 - 31
mm is the month of the year	- 2 digits, range 1 - 12
yyyy is the current year	- 4 digits, range 1000 - 9999



IMPORTANT:

When adjusting an NTP servers system time, **UTC time MUST be used** NOT local time !

14. Command Line Interface

The command line interface is available from a console session via the serial console port or a SSH session. Login using the username 'admin' and the associated password (default: admin). A convenient command (nts) is provided to view and change the current device settings.

14.1. Help Information Commands

Command: nts
 nts help

Display nts command help page.

14.2. System Status Commands

Command: nts status

Show the current status of the device, including firmware versions, network configuration summary, NTP status and GNSS status.

Command: nts status ntp

Show the current NTP synchronisation status. It provides a list of the peers known to the server as well as a summary of their state.

Command: nts status gnss

Show detailed information on the health and status of the GNSS receiver and satellite tracking information.

Command: nts status ntplog

Show a filtered version of the system log showing only NTP related log messages.

Command: nts status syslog

Show the complete system log of all messages generated by the Linux kernel and all applications since the device was last booted.

14.3. NTP Configuration Commands

Please note, the NTP service must be restarted after any NTP configuration changes.

Command: nts ntp

Show the currently saved NTP configuration.

Command: nts ntp ext1 <address> [<key>]
 nts ntp ext2 <address> [<key>]
 nts ntp ext3 <address> [<key>]

Set external NTP address and optional authentication key. Up to three external NTP addresses can be specified: ext 1, ext2 and ext3.

Examples: nts ntp ext1 192.168.1.262 15 # External NTP server IP address with authentication key 15.
 nts ntp ext2 0.uk.pool.ntp.org # External Internet NTP server.

Command: nts ntp broadcast <address> [<key>]

Set NTP broadcast address and optional authentication key. **Most NTP clients use unicast communication, generally broadcasting does not need to be configured.**

Example: nts ntp broadcast 192.168.1.255 # Broadcast NTP to specified subnet.

Command: nts ntp trust "<keys>"

Set NTP trusted authentication keys.

Example: nts trust "3 5 12". # Set trusted keys 3 5 12.

Command: nts ntp keys <keyfilename>

Save specified NTP key file to flash memory. The key file must be previously uploaded or created.

Example: nts ntp keys mykeyfile # Save NTP keys file mykeyfile to flash.

Command: nts ntp conf <conffilename>

Save specified NTP additional configuration file. The configuration file must be previously uploaded or created.

Example: nts ntp conf myconf file # Save NTP configuration file myconf file to flash.

Command: nts ntp panic <enable|disable>

Enable or disable NTP service and GNSS reference clock service time validation check at start up.

"nts ntp panic enable" turns on a 10 minute system time – reference clock time validation check at start up.

"nts ntp panic disable" turns off time validation at start up.

Command: nts ntp restart

Restart the NTP service. **The NTP service must be restarted for any configuration changes to take effect.**

14.4. SNMP Configuration Commands

Command: nts snmp

Display currently saved SNMP configuration.

Command: nts snmp version v1|v2c|v3

Set SNMP version: v1, v2c or v3.

v1: Enable SNMP v1 service.

v2c: Enable SNMP v2c service.

v3: Enable SNMP v3 service.

Command: nts snmp system <location> <contact>

Set SNMP location and contact details. Location is a display string representing the physical location of the appliance. Contact is a display string identifying the appliance administrators contact details.

Command: nts snmp community <comstring>

Set SNMP v1/2c community string or password to read SNMP entities. The same community string is also used to send SNMP v1/2c traps.

Command: nts snmp user <username>

Specify SNMP v3 user or security name.

Command: nts snmp auth <none|md5|sha> [password]

Specify protocol to authenticate SNMP v3 messages.

none: Disable authentication.
md5: Enable MD5 authentication.
sha: Enable SHA authentication (recommended).

Authentication password or secret key to append to SNMP v3 messages.

Command: nts snmp priv <none|des|aes> [password]

Specify the privacy algorithm to use for SNMP v3 encryption.

none: Disable privacy.
des: Enable DES encryption.
aes: Enable AES encryption (recommended).

Privacy password or secret key for SNMP v3 privacy.

Command: nts snmp engineid <engineid>

An Engine ID uniquely identifies an SNMP v3 entity in a management domain. It is used for identification, not addressing, purposes. The text engine ID specifies up to 27 characters to be used to build the engine ID using the text format scheme (RFC 3411).

Command: nts snmp trapservice disable|trap|inform

Control the generation of SNMP traps and notifications.

disable: Disable SNMP TRAPs.
trap: Enable TRAPs.
inform: Enable INFORMs.

Command: nts snmp trapaddress <addr1> [<addr2>] [<addr3>] [<addr4>]

Addresses of SNMP management system to send trap or inform messages.

Command: nts snmp service disable|restart

Disable or restart SNMP service. The SNMP service must be restarted for any configuration changes to take effect.

14.5. Network Configuration Commands

Please note, the NTP server must be rebooted after any network configuration changes.

Command: nts net

Show currently saved network configuration.

Command: nts net hostname <hostname>

Set host name. Please note, the NTP server must be rebooted after any network configuration changes.

Example: nts net hostname myhostname # Set hostname to myhostname

Command: nts net domainname <domainname>

Set domain name. Please note, the NTP server must be rebooted after any network configuration changes.

Example: nts net domainname mydomainname # Set domain name to mydomainname

Command: nts net nameserver <nameserver1> [<nameserver2>]

Set name servers – up to two name servers can be specified. Please note, the NTP server must be rebooted after any network configuration changes.

Example: nts net nameserver 8.8.8.8 8.8.4.4 # Set name servers

Command: nts net services [http] [https] [ftp] [ssh]

Set enabled network services. Please note, the NTP server must be rebooted after any network configuration changes.

Default: nts net service http https ftp ssh # Enable all network services

Example: nts net service https ssh # Enable HTTPS and SSH only. All other services disabled.
 nts net service # Disable all network services.

Command: nts net eth0ip dhcp
 nts net eth1ip dhcp

Set Eth0 or Eth1 IPv4 DHCP. Eth1 is only available on T550 models. Please note, the NTP server must be rebooted after any network configuration changes.

Command: nts net eth0ip <ipaddr/mask> [gw <gateway>]
 nts net eth1ip <ipaddr/mask> [gw <gateway>]

Set Eth0 or Eth1 IPv4 IP address /mask and gateway. Please note that the IP address and mask is specified using the CIDR notation. Eth1 is only available on T550 models. Please note, the NTP server must be rebooted after any network configuration changes.

Example: nts net eth0ip 192.168.0.1/24 gw 192.168.0.254

Command: nts net eth0ipv6 <ipv6addrA/mask> [<ipv6addrB/mask>] [<ipv6addrC/mask>] [gw <ipv6gateway>]
 nts net eth1ipv6 <ipv6addrA/mask> [<ipv6addrB/mask>] [<ipv6addrC/mask>] [gw <ipv6gateway>]

Set Eth0 or Eth1 IPv6 IP address/mask (up to three) and optional gateway. Eth1 is only available on T550 models. Please note, the NTP server must be rebooted after any network configuration changes.

14.6. GNSS Configuration Commands

Command: nts gnss

Show current GNSS module configuration.

Command: nts gnss <constellation>

Configure the GNSS module to receive specific constellations (T550 models only). Where <constellation> is one of: gps, gps-glonass, gps-galileo, gps-beidou, gps-glonass-qzss, gps-galileo-qzss, gps-beidou-qzss, gps-qzss.

GPS is the US GNSS system, available globally. GLONASS is the Russian GNSS system, available globally. Galileo is the European (EU) GNSS system, available globally. Beidou is the Chinese GNSS system, available globally. QZSS is the Japanese GNSS system, available only in the Asia-Oceania regions.

T100 and T300 models only receive the GPS GNSS system.

Default: nts gnss gps-glonass # GPS, GLONASS constellation

Examples: nts gnss gps-glonass # Change constellation to GPS and GLONASS.
 nts gnss gps # Change constellation to GPS only.

Command: nts gnss restart

Stop and restart the GNSS reference clock service.

14.7. Security Commands

Command: nts security root <enable|disable>

Enable or disable the system root and timetools user accounts. The root and timetools user accounts can only be used from a serial console session. They are intended to be used to allow lost passwords to be recovered.

Warning: Disabling the root and timetools accounts will prevent lost passwords from being recovered. TimeTools does not recommend using this command.

Default: nts security root enable

Command: nts security savecert [default]

Save uploaded user certificate files 'certificate.crt' and 'certificate.key' to flash. Specifying default will restore original certificate files. The device must be rebooted for any network configuration changes to take effect. Same as ttsavecert command described below.

14.8. System Commands

Command: nts system restart

Restart the NTP server. The device must be rebooted for any network configuration changes to take effect. Same as trestart command described below.

Command: nts system default

Reset to factory defaults and restart. Same as ttdefault command described below.

Command: nts system shutdown

Safely shut down the device. The Linux operating system will safely shut down the device. Power can be removed once the alarm LED is extinguished.

Command: nts password "<newpassword>"

Set admin password. TimeTools recommends using only alphanumeric (A-Z, a-z, 0-9) password characters.

Example: nts system password "mynewpassword"

14.9. Legacy Commands

Help information on all commands is available using the -help option. eg. 'ttdefault -help'.

Command	Description
ttdefault	Reverted to factory default settings. The system must be restarted for the changes to take effect.
ttifconfig	Configure network settings. usage: ttifconfig help - display help information.. ttifconfig eth ipv4ipaddress/mask [gateway] - update eth port configuration with ipv4 address, mask and optional default gateway. eg. ttifconfig eth0 192.168.0.3/24 - configure eth0 ipv4 address and mask.. ttifconfig eth1 192.168.0.3/24 192.168.0.1 - configure eth1 ipv4 address, mask and default gateway.
ttsavecert	Save uploaded SSL certificate files to flash. usage: ttsavecert - save user certificate files 'certificate.crt' and 'certificate.key' to flash. ttsavecert default - revert to default user certificate. The system must be restarted for the changes to take effect.
ttdefaultpwd	Reset 'admin' password to default (admin).
ttrestart	Reboot the appliance immediately.
ttsetclock	Manually adjust the system time. See section: '14. Adjusting the System Time' usage: ttsetclock help - display help information. ttsetclock HHMM ddmmyyyy - update system time. Eg: ttsetclock 1258 28062016 - Set system time to 12:58, 28 June 2016.

14.10. Typical Minimum Configuration Requirements

The T-Series is supplied with a default Eth0 IP address and network mask of 192.168.3.222/24. The dual-LAN T550 is supplied with Eth1 configured as a DHCP client.

The typical minimum configuration requirement is to set a new static IP address and network mask with an optional default gateway. The device must then be restarted for network configuration changes to take effect.

```
Example:.      nts net eth0ip 192.168.0.1/24 gw 192.168.0.254
               nts system restart
```

Please note that IP addresses and network masks are specified using the CIDR notation. The notation is constructed from an IP address, a slash (/) character, and a decimal number. The decimal number is the count of leading 1 bits in the subnet mask.

Example: 192.168.0.1/24 specifies an IP address of 192.168.0.1 and a 24 bit network mask, i.e. 255.255.255.0

15. NTP Statistics

The NTP service records loop filter statistics and peer statistics in files named `loops.yyyymmdd` and `peers.yyyymmdd`, where `yyymmdd` is the date that the statistics refer to. The files are available in the devices `\tmp\admin\ntpstats` directory. Individual files are stored for 7 days before being discarded.

If required, the files can be downloaded from the device using FTP or SFTP.

File Location: `/tmp/admin/ntpstats`
File Format: `loops.yyyymmdd`
`peers.yyyymmdd`
Days Kept: 7 days

Description:

The `loopstats` file records NTP loop filter statistics. Each update of the local clock outputs a line of the following form to the file generation set named `loopstats`:

```
50935 75440.031 0.000006019 13.778190 0.000351733 0.0133806
```

The first two fields show the date (Modified Julian Day) and time (seconds and fraction past UTC midnight). The next five fields show time offset (seconds), frequency offset (parts per million - PPM), RMS jitter (seconds), Allan deviation (PPM) and clock discipline time constant.

The `peerstats` file records NTP peer (reference clock) information. Each update from a peer outputs a line of the following format to the file generation set named `peerstats`:

day, second, address, status, offset, delay, dispersion, skew (variance)

16. Copyright and Permission Notices

16.1. Network Time Protocol (NTP) 4.2

```

*****
*
* Copyright (c) University of Delaware 1992-2015
*
* Permission to use, copy, modify, and distribute this software and
* its documentation for any purpose with or without fee is hereby
* granted, provided that the above copyright notice appears in all
* copies and that both the copyright notice and this permission
* notice appear in supporting documentation, and that the name
* University of Delaware not be used in advertising or publicity
* pertaining to distribution of the software without specific,
* written prior permission. The University of Delaware makes no
* representations about the suitability this software for any
* purpose. It is provided "as is" without express or implied
* warranty.
*
*****

*****
*
* Copyright (c) Network Time Foundation 2011-2015
*
* All Rights Reserved
*
* Redistribution and use in source and binary forms, with or without
* modification, are permitted provided that the following conditions
* are met:
* 1. Redistributions of source code must retain the above copyright
* notice, this list of conditions and the following disclaimer.
* 2. Redistributions in binary form must reproduce the above
* copyright notice, this list of conditions and the following
* disclaimer in the documentation and/or other materials provided
* with the distribution.
*
* THIS SOFTWARE IS PROVIDED BY THE AUTHORS ``AS IS'' AND ANY EXPRESS
* OR IMPLIED WARRANTIES, INCLUDING, BUT NOT LIMITED TO, THE IMPLIED
* WARRANTIES OF MERCHANTABILITY AND FITNESS FOR A PARTICULAR PURPOSE
* ARE DISCLAIMED. IN NO EVENT SHALL THE AUTHORS OR CONTRIBUTORS BE
* LIABLE FOR ANY DIRECT, INDIRECT, INCIDENTAL, SPECIAL, EXEMPLARY, OR
* CONSEQUENTIAL DAMAGES (INCLUDING, BUT NOT LIMITED TO, PROCUREMENT
* OF SUBSTITUTE GOODS OR SERVICES; LOSS OF USE, DATA, OR PROFITS; OR
* BUSINESS INTERRUPTION) HOWEVER CAUSED AND ON ANY THEORY OF
* LIABILITY, WHETHER IN CONTRACT, STRICT LIABILITY, OR TORT
* (INCLUDING NEGLIGENCE OR OTHERWISE) ARISING IN ANY WAY OUT OF THE
* USE OF THIS SOFTWARE, EVEN IF ADVISED OF THE POSSIBILITY OF SUCH
* DAMAGE.
*****

```

16.2. GNU Public Licence

Version 3, 29 June 2007

Copyright © 2007 Free Software Foundation, Inc. <<https://fsf.org/>>

Everyone is permitted to copy and distribute verbatim copies of this license document, but changing it is not allowed.

Preamble

The GNU General Public License is a free, copyleft license for software and other kinds of works.

The licenses for most software and other practical works are designed to take away your freedom to share and change the works. By contrast, the GNU General Public License is intended to guarantee your freedom to share and change all versions of a program--to make sure it remains free software for all its users. We, the Free Software Foundation, use the GNU General Public License for most of our software; it applies also to any other work released this way by its authors. You can apply it to your programs, too.

When we speak of free software, we are referring to freedom, not price. Our General Public Licenses are designed to make sure that you have the freedom to distribute copies of free software (and charge for them if you wish), that you receive source code or can get it if you want it, that you can change the software or use pieces of it in new free programs, and that you know you can do these things.

To protect your rights, we need to prevent others from denying you these rights or asking you to surrender the rights. Therefore, you have certain responsibilities if you distribute copies of the software, or if you modify it: responsibilities to respect the freedom of others.

For example, if you distribute copies of such a program, whether gratis or for a fee, you must pass on to the recipients the same freedoms that you received. You must make sure that they, too, receive or can get the source code. And you must show them these terms so they know their rights.

Developers that use the GNU GPL protect your rights with two steps: (1) assert copyright on the software, and (2) offer you this License giving you legal permission to copy, distribute and/or modify it.

For the developers' and authors' protection, the GPL clearly explains that there is no warranty for this free software. For both users' and authors' sake, the GPL requires that modified versions be marked as changed, so that their problems will not be attributed erroneously to authors of previous versions.

Some devices are designed to deny users access to install or run modified versions of the software inside them, although the manufacturer can do so. This is fundamentally incompatible with the aim of protecting users' freedom to change the software. The systematic pattern of such abuse occurs in the area of products for individuals to use, which is precisely where it is most unacceptable. Therefore, we have designed this version of the GPL to prohibit the practice for those products. If such problems arise substantially in other domains, we stand ready to extend this provision to those domains in future versions of the GPL, as needed to protect the freedom of users.

Finally, every program is threatened constantly by software patents. States should not allow patents to restrict development and use of software on general-purpose computers, but in those that do, we wish to avoid the special danger that patents applied to a free program could make it effectively proprietary. To prevent this, the GPL assures that patents cannot be used to render the program non-free.

The precise terms and conditions for copying, distribution and modification follow.

TERMS AND CONDITIONS

0. Definitions.

"This License" refers to version 3 of the GNU General Public License.

"Copyright" also means copyright-like laws that apply to other kinds of works, such as semiconductor masks.

"The Program" refers to any copyrightable work licensed under this License. Each licensee is addressed as "you". "Licensees" and "recipients" may be individuals or organizations.

To "modify" a work means to copy from or adapt all or part of the work in a fashion requiring copyright permission, other than the making of an exact copy. The resulting work is called a "modified version" of the earlier work or a work "based on" the earlier work.

A "covered work" means either the unmodified Program or a work based on the Program.

To "propagate" a work means to do anything with it that, without permission, would make you directly or secondarily liable for infringement under applicable copyright law, except executing it on a computer or modifying a private copy. Propagation includes copying, distribution (with or without modification), making available to the public, and in some countries other activities as well.

To "convey" a work means any kind of propagation that enables other parties to make or receive copies. Mere interaction with a user through a computer network, with no transfer of a copy, is not conveying.

An interactive user interface displays "Appropriate Legal Notices" to the extent that it includes a convenient and prominently visible feature that (1) displays an appropriate copyright notice, and (2) tells the user that there is no warranty for the work (except to the extent that warranties are provided), that licensees may convey the work under this License, and how to view a copy of this License. If the interface presents a list of user commands or options, such as a menu, a prominent item in the list meets this criterion.

1. Source Code.

The "source code" for a work means the preferred form of the work for making modifications to it. "Object code" means any non-source form of a work.

A "Standard Interface" means an interface that either is an official standard defined by a recognized standards body, or, in the case of interfaces specified for a particular programming language, one that is widely used among developers working in that language.

The "System Libraries" of an executable work include anything, other than the work as a whole, that (a) is included in the normal form of packaging a Major Component, but which is not part of that Major Component, and (b) serves only to enable use of the work with that Major Component, or to implement a Standard Interface for which an implementation is available to the public in source code form. A "Major Component", in this context, means a major essential component (kernel, window system, and so on) of the specific operating system (if any) on which the executable work runs, or a compiler used to produce the work, or an object code interpreter used to run it.

The "Corresponding Source" for a work in object code form means all the source code needed to generate, install, and (for an executable work) run the object code and to modify the work, including scripts to control those activities. However, it does not include the work's System Libraries, or general-purpose tools or generally available free programs which are used unmodified in performing those activities but which are not part of the work. For example, Corresponding Source includes interface definition files associated with source files for the work, and the source code for shared libraries and dynamically linked subprograms that the work is specifically designed to require, such as by intimate data communication or control flow between those subprograms and other parts of the work.

The Corresponding Source need not include anything that users can regenerate automatically from other parts of the Corresponding Source.



The Corresponding Source for a work in source code form is that same work.

2. Basic Permissions.

All rights granted under this License are granted for the term of copyright on the Program, and are irrevocable provided the stated conditions are met. This License explicitly affirms your unlimited permission to run the unmodified Program. The output from running a covered work is covered by this License only if the output, given its content, constitutes a covered work. This License acknowledges your rights of fair use or other equivalent, as provided by copyright law.

You may make, run and propagate covered works that you do not convey, without conditions so long as your license otherwise remains in force. You may convey covered works to others for the sole purpose of having them make modifications exclusively for you, or provide you with facilities for running those works, provided that you comply with the terms of this License in conveying all material for which you do not control copyright. Those thus making or running the covered works for you must do so exclusively on your behalf, under your direction and control, on terms that prohibit them from making any copies of your copyrighted material outside their relationship with you.

Conveying under any other circumstances is permitted solely under the conditions stated below. Sublicensing is not allowed; section 10 makes it unnecessary.

3. Protecting Users' Legal Rights From Anti-Circumvention Law.

No covered work shall be deemed part of an effective technological measure under any applicable law fulfilling obligations under article 11 of the WIPO copyright treaty adopted on 20 December 1996, or similar laws prohibiting or restricting circumvention of such measures.

When you convey a covered work, you waive any legal power to forbid circumvention of technological measures to the extent such circumvention is effected by exercising rights under this License with respect to the covered work, and you disclaim any intention to limit operation or modification of the work as a means of enforcing, against the work's users, your or third parties' legal rights to forbid circumvention of technological measures.

4. Conveying Verbatim Copies.

You may convey verbatim copies of the Program's source code as you receive it, in any medium, provided that you conspicuously and appropriately publish on each copy an appropriate copyright notice; keep intact all notices stating that this License and any non-permissive terms added in accord with section 7 apply to the code; keep intact all notices of the absence of any warranty; and give all recipients a copy of this License along with the Program.

You may charge any price or no price for each copy that you convey, and you may offer support or warranty protection for a fee.

5. Conveying Modified Source Versions.

You may convey a work based on the Program, or the modifications to produce it from the Program, in the form of source code under the terms of section 4, provided that you also meet all of these conditions:

- a) The work must carry prominent notices stating that you modified it, and giving a relevant date.
- b) The work must carry prominent notices stating that it is released under this License and any conditions added under section 7. This requirement modifies the requirement in section 4 to "keep intact all notices".
- c) You must license the entire work, as a whole, under this License to anyone who comes into possession of a copy. This License will therefore apply, along with any applicable section 7 additional terms, to the whole of the work, and all its parts, regardless of how they are packaged. This License gives no permission to license the work in any other way, but it does not invalidate such permission if you have separately received it.
- d) If the work has interactive user interfaces, each must display Appropriate Legal Notices; however, if the Program has interactive interfaces that do not display Appropriate Legal Notices, your work need not make them do so.

A compilation of a covered work with other separate and independent works, which are not by their nature extensions of the covered work, and which are not combined with it such as to form a larger program, in or on a volume of a storage or distribution medium, is called an "aggregate" if the compilation and its resulting copyright are not used to limit the access or legal rights of the compilation's users beyond what the individual works permit. Inclusion of a covered work in an aggregate does not cause this License to apply to the other parts of the aggregate.

6. Conveying Non-Source Forms.

You may convey a covered work in object code form under the terms of sections 4 and 5, provided that you also convey the machine-readable Corresponding Source under the terms of this License, in one of these ways:

- a) Convey the object code in, or embodied in, a physical product (including a physical distribution medium), accompanied by the Corresponding Source fixed on a durable physical medium customarily used for software interchange.
- b) Convey the object code in, or embodied in, a physical product (including a physical distribution medium), accompanied by a written offer, valid for at least three years and valid for as long as you offer spare parts or customer support for that product model, to give anyone who possesses the object code either (1) a copy of the Corresponding Source for all the software in the product that is covered by this License, on a durable physical medium customarily used for software interchange, for a price no more than your reasonable cost of physically performing this conveying of source, or (2) access to copy the Corresponding Source from a network server at no charge.
- c) Convey individual copies of the object code with a copy of the written offer to provide the Corresponding Source. This alternative is allowed only occasionally and noncommercially, and only if you received the object code with such an offer, in accord with subsection 6b.
- d) Convey the object code by offering access from a designated place (gratis or for a charge), and offer equivalent access to the Corresponding Source in the same way through the same place at no further charge. You need not require recipients to copy the Corresponding Source along with the object code. If the place to copy the object code is a network server, the Corresponding Source may be on a different server (operated by you or a third party) that supports equivalent copying facilities, provided you maintain clear directions next to the object code



saying where to find the Corresponding Source. Regardless of what server hosts the Corresponding Source, you remain obligated to ensure that it is available for as long as needed to satisfy these requirements.

e) Convey the object code using peer-to-peer transmission, provided you inform other peers where the object code and Corresponding Source of the work are being offered to the general public at no charge under subsection 6d. A separable portion of the object code, whose source code is excluded from the Corresponding Source as a System Library, need not be included in conveying the object code work.

A "User Product" is either (1) a "consumer product", which means any tangible personal property which is normally used for personal, family, or household purposes, or (2) anything designed or sold for incorporation into a dwelling. In determining whether a product is a consumer product, doubtful cases shall be resolved in favor of coverage. For a particular product received by a particular user, "normally used" refers to a typical or common use of that class of product, regardless of the status of the particular user or of the way in which the particular user actually uses, or expects or is expected to use, the product. A product is a consumer product regardless of whether the product has substantial commercial, industrial or non-consumer uses, unless such uses represent the only significant mode of use of the product.

"Installation Information" for a User Product means any methods, procedures, authorization keys, or other information required to install and execute modified versions of a covered work in that User Product from a modified version of its Corresponding Source. The information must suffice to ensure that the continued functioning of the modified object code is in no case prevented or interfered with solely because modification has been made.

If you convey an object code work under this section in, or with, or specifically for use in, a User Product, and the conveying occurs as part of a transaction in which the right of possession and use of the User Product is transferred to the recipient in perpetuity or for a fixed term (regardless of how the transaction is characterized), the Corresponding Source conveyed under this section must be accompanied by the Installation Information. But this requirement does not apply if neither you nor any third party retains the ability to install modified object code on the User Product (for example, the work has been installed in ROM).

The requirement to provide Installation Information does not include a requirement to continue to provide support service, warranty, or updates for a work that has been modified or installed by the recipient, or for the User Product in which it has been modified or installed. Access to a network may be denied when the modification itself materially and adversely affects the operation of the network or violates the rules and protocols for communication across the network.

Corresponding Source conveyed, and Installation Information provided, in accord with this section must be in a format that is publicly documented (and with an implementation available to the public in source code form), and must require no special password or key for unpacking, reading or copying.

7. Additional Terms.

"Additional permissions" are terms that supplement the terms of this License by making exceptions from one or more of its conditions. Additional permissions that are applicable to the entire Program shall be treated as though they were included in this License, to the extent that they are valid under applicable law. If additional permissions apply only to part of the Program, that part may be used separately under those permissions, but the entire Program remains governed by this License without regard to the additional permissions.

When you convey a copy of a covered work, you may at your option remove any additional permissions from that copy, or from any part of it. (Additional permissions may be written to require their own removal in certain cases when you modify the work.) You may place additional permissions on material, added by you to a covered work, for which you have or can give appropriate copyright permission.

Notwithstanding any other provision of this License, for material you add to a covered work, you may (if authorized by the copyright holders of that material) supplement the terms of this License with terms:

- a) Disclaiming warranty or limiting liability differently from the terms of sections 15 and 16 of this License; or
- b) Requiring preservation of specified reasonable legal notices or author attributions in that material or in the Appropriate Legal Notices displayed by works containing it; or
- c) Prohibiting misrepresentation of the origin of that material, or requiring that modified versions of such material be marked in reasonable ways as different from the original version; or
- d) Limiting the use for publicity purposes of names of licensors or authors of the material; or
- e) Declining to grant rights under trademark law for use of some trade names, trademarks, or service marks; or
- f) Requiring indemnification of licensors and authors of that material by anyone who conveys the material (or modified versions of it) with contractual assumptions of liability to the recipient, for any liability that these contractual assumptions directly impose on those licensors and authors.

All other non-permissive additional terms are considered "further restrictions" within the meaning of section 10. If the Program as you received it, or any part of it, contains a notice stating that it is governed by this License along with a term that is a further restriction, you may remove that term. If a license document contains a further restriction but permits relicensing or conveying under this License, you may add to a covered work material governed by the terms of that license document, provided that the further restriction does not survive such relicensing or conveying.

If you add terms to a covered work in accord with this section, you must place, in the relevant source files, a statement of the additional terms that apply to those files, or a notice indicating where to find the applicable terms.

Additional terms, permissive or non-permissive, may be stated in the form of a separately written license, or stated as exceptions; the above requirements apply either way.

8. Termination.

You may not propagate or modify a covered work except as expressly provided under this License. Any attempt otherwise to propagate or modify it is void, and will automatically terminate your rights under this License (including any patent licenses granted under the third paragraph of section 11).



However, if you cease all violation of this License, then your license from a particular copyright holder is reinstated (a) provisionally, unless and until the copyright holder explicitly and finally terminates your license, and (b) permanently, if the copyright holder fails to notify you of the violation by some reasonable means prior to 60 days after the cessation.

Moreover, your license from a particular copyright holder is reinstated permanently if the copyright holder notifies you of the violation by some reasonable means, this is the first time you have received notice of violation of this License (for any work) from that copyright holder, and you cure the violation prior to 30 days after your receipt of the notice.

Termination of your rights under this section does not terminate the licenses of parties who have received copies or rights from you under this License. If your rights have been terminated and not permanently reinstated, you do not qualify to receive new licenses for the same material under section 10.

9. Acceptance Not Required for Having Copies.

You are not required to accept this License in order to receive or run a copy of the Program. Ancillary propagation of a covered work occurring solely as a consequence of using peer-to-peer transmission to receive a copy likewise does not require acceptance. However, nothing other than this License grants you permission to propagate or modify any covered work. These actions infringe copyright if you do not accept this License. Therefore, by modifying or propagating a covered work, you indicate your acceptance of this License to do so.

10. Automatic Licensing of Downstream Recipients.

Each time you convey a covered work, the recipient automatically receives a license from the original licensors, to run, modify and propagate that work, subject to this License. You are not responsible for enforcing compliance by third parties with this License.

An "entity transaction" is a transaction transferring control of an organization, or substantially all assets of one, or subdividing an organization, or merging organizations. If propagation of a covered work results from an entity transaction, each party to that transaction who receives a copy of the work also receives whatever licenses to the work the party's predecessor in interest had or could give under the previous paragraph, plus a right to possession of the Corresponding Source of the work from the predecessor in interest, if the predecessor has it or can get it with reasonable efforts.

You may not impose any further restrictions on the exercise of the rights granted or affirmed under this License. For example, you may not impose a license fee, royalty, or other charge for exercise of rights granted under this License, and you may not initiate litigation (including a cross-claim or counterclaim in a lawsuit) alleging that any patent claim is infringed by making, using, selling, offering for sale, or importing the Program or any portion of it.

11. Patents.

A "contributor" is a copyright holder who authorizes use under this License of the Program or a work on which the Program is based. The work thus licensed is called the contributor's "contributor version".

A contributor's "essential patent claims" are all patent claims owned or controlled by the contributor, whether already acquired or hereafter acquired, that would be infringed by some manner, permitted by this License, of making, using, or selling its contributor version, but do not include claims that would be infringed only as a consequence of further modification of the contributor version. For purposes of this definition, "control" includes the right to grant patent sublicenses in a manner consistent with the requirements of this License.

Each contributor grants you a non-exclusive, worldwide, royalty-free patent license under the contributor's essential patent claims, to make, use, sell, offer for sale, import and otherwise run, modify and propagate the contents of its contributor version.

In the following three paragraphs, a "patent license" is any express agreement or commitment, however denominated, not to enforce a patent (such as an express permission to practice a patent or covenant not to sue for patent infringement). To "grant" such a patent license to a party means to make such an agreement or commitment not to enforce a patent against the party.

If you convey a covered work, knowingly relying on a patent license, and the Corresponding Source of the work is not available for anyone to copy, free of charge and under the terms of this License, through a publicly available network server or other readily accessible means, then you must either (1) cause the Corresponding Source to be so available, or (2) arrange to deprive yourself of the benefit of the patent license for this particular work, or (3) arrange, in a manner consistent with the requirements of this License, to extend the patent license to downstream recipients. "Knowingly relying" means you have actual knowledge that, but for the patent license, your conveying the covered work in a country, or your recipient's use of the covered work in a country, would infringe one or more identifiable patents in that country that you have reason to believe are valid.

If, pursuant to or in connection with a single transaction or arrangement, you convey, or propagate by procuring conveyance of, a covered work, and grant a patent license to some of the parties receiving the covered work authorizing them to use, propagate, modify or convey a specific copy of the covered work, then the patent license you grant is automatically extended to all recipients of the covered work and works based on it.

A patent license is "discriminatory" if it does not include within the scope of its coverage, prohibits the exercise of, or is conditioned on the non-exercise of one or more of the rights that are specifically granted under this License. You may not convey a covered work if you are a party to an arrangement with a third party that is in the business of distributing software, under which you make payment to the third party based on the extent of your activity of conveying the work, and under which the third party grants, to any of the parties who would receive the covered work from you, a discriminatory patent license (a) in connection with copies of the covered work conveyed by you (or copies made from those copies), or (b) primarily for and in connection with specific products or compilations that contain the covered work, unless you entered into that arrangement, or that patent license was granted, prior to 28 March 2007.

Nothing in this License shall be construed as excluding or limiting any implied license or other defenses to infringement that may otherwise be available to you under applicable patent law.

12. No Surrender of Others' Freedom.

If conditions are imposed on you (whether by court order, agreement or otherwise) that contradict the conditions of this License, they do not excuse you from the conditions of this License. If you cannot convey a covered work so as to satisfy simultaneously your obligations under this License and any other pertinent obligations, then as a consequence you may not convey it at all. For example, if you agree to terms that obligate you to collect a royalty for further conveying from those to whom you convey the Program, the only way you could satisfy both those terms and this License would be to refrain entirely from conveying the Program.

13. Use with the GNU Affero General Public License.

Notwithstanding any other provision of this License, you have permission to link or combine any covered work with a work licensed under version 3 of the GNU Affero General Public License into a single combined work, and to convey the resulting work. The terms of this License will continue to apply to the part which is the covered work, but the special requirements of the GNU Affero General Public License, section 13, concerning interaction through a network will apply to the combination as such.

14. Revised Versions of this License.

The Free Software Foundation may publish revised and/or new versions of the GNU General Public License from time to time. Such new versions will be similar in spirit to the present version, but may differ in detail to address new problems or concerns.

Each version is given a distinguishing version number. If the Program specifies that a certain numbered version of the GNU General Public License "or any later version" applies to it, you have the option of following the terms and conditions either of that numbered version or of any later version published by the Free Software Foundation. If the Program does not specify a version number of the GNU General Public License, you may choose any version ever published by the Free Software Foundation.

If the Program specifies that a proxy can decide which future versions of the GNU General Public License can be used, that proxy's public statement of acceptance of a version permanently authorizes you to choose that version for the Program.

Later license versions may give you additional or different permissions. However, no additional obligations are imposed on any author or copyright holder as a result of your choosing to follow a later version.

15. Disclaimer of Warranty.

THERE IS NO WARRANTY FOR THE PROGRAM, TO THE EXTENT PERMITTED BY APPLICABLE LAW. EXCEPT WHEN OTHERWISE STATED IN WRITING THE COPYRIGHT HOLDERS AND/OR OTHER PARTIES PROVIDE THE PROGRAM "AS IS" WITHOUT WARRANTY OF ANY KIND, EITHER EXPRESSED OR IMPLIED, INCLUDING, BUT NOT LIMITED TO, THE IMPLIED WARRANTIES OF MERCHANTABILITY AND FITNESS FOR A PARTICULAR PURPOSE. THE ENTIRE RISK AS TO THE QUALITY AND PERFORMANCE OF THE PROGRAM IS WITH YOU. SHOULD THE PROGRAM PROVE DEFECTIVE, YOU ASSUME THE COST OF ALL NECESSARY SERVICING, REPAIR OR CORRECTION.

16. Limitation of Liability.

IN NO EVENT UNLESS REQUIRED BY APPLICABLE LAW OR AGREED TO IN WRITING WILL ANY COPYRIGHT HOLDER, OR ANY OTHER PARTY WHO MODIFIES AND/OR CONVEYS THE PROGRAM AS PERMITTED ABOVE, BE LIABLE TO YOU FOR DAMAGES, INCLUDING ANY GENERAL, SPECIAL, INCIDENTAL OR CONSEQUENTIAL DAMAGES ARISING OUT OF THE USE OR INABILITY TO USE THE PROGRAM (INCLUDING BUT NOT LIMITED TO LOSS OF DATA OR DATA BEING RENDERED INACCURATE OR LOSSES SUSTAINED BY YOU OR THIRD PARTIES OR A FAILURE OF THE PROGRAM TO OPERATE WITH ANY OTHER PROGRAMS), EVEN IF SUCH HOLDER OR OTHER PARTY HAS BEEN ADVISED OF THE POSSIBILITY OF SUCH DAMAGES.

17. Interpretation of Sections 15 and 16.

If the disclaimer of warranty and limitation of liability provided above cannot be given local legal effect according to their terms, reviewing courts shall apply local law that most closely approximates an absolute waiver of all civil liability in connection with the Program, unless a warranty or assumption of liability accompanies a copy of the Program in return for a fee.

END OF TERMS AND CONDITIONS

16.3. OpenSSL License

```
/* =====
 * Copyright (c) 1998-2018 The OpenSSL Project. All rights reserved.
 *
 * Redistribution and use in source and binary forms, with or without
 * modification, are permitted provided that the following conditions
 * are met:
 *
 * 1. Redistributions of source code must retain the above copyright
 * notice, this list of conditions and the following disclaimer.
 *
 * 2. Redistributions in binary form must reproduce the above copyright
 * notice, this list of conditions and the following disclaimer in
 * the documentation and/or other materials provided with the
 * distribution.
 *
 * 3. All advertising materials mentioning features or use of this
 * software must display the following acknowledgment:
 * "This product includes software developed by the OpenSSL Project
 * for use in the OpenSSL Toolkit. (http://www.openssl.org/)"
 *
 * 4. The names "OpenSSL Toolkit" and "OpenSSL Project" must not be used to
 * endorse or promote products derived from this software without
 * prior written permission. For written permission, please contact
 * openssl-core@openssl.org.
 *
```

```

* 5. Products derived from this software may not be called "OpenSSL"
* nor may "OpenSSL" appear in their names without prior written
* permission of the OpenSSL Project.
*
* 6. Redistributions of any form whatsoever must retain the following
* acknowledgment:
* "This product includes software developed by the OpenSSL Project
* for use in the OpenSSL Toolkit (http://www.openssl.org/)"
*
* THIS SOFTWARE IS PROVIDED BY THE OpenSSL PROJECT ``AS IS'' AND ANY
* EXPRESSED OR IMPLIED WARRANTIES, INCLUDING, BUT NOT LIMITED TO, THE
* IMPLIED WARRANTIES OF MERCHANTABILITY AND FITNESS FOR A PARTICULAR
* PURPOSE ARE DISCLAIMED. IN NO EVENT SHALL THE OpenSSL PROJECT OR
* ITS CONTRIBUTORS BE LIABLE FOR ANY DIRECT, INDIRECT, INCIDENTAL,
* SPECIAL, EXEMPLARY, OR CONSEQUENTIAL DAMAGES (INCLUDING, BUT
* NOT LIMITED TO, PROCUREMENT OF SUBSTITUTE GOODS OR SERVICES;
* LOSS OF USE, DATA, OR PROFITS; OR BUSINESS INTERRUPTION)
* HOWEVER CAUSED AND ON ANY THEORY OF LIABILITY, WHETHER IN CONTRACT,
* STRICT LIABILITY, OR TORT (INCLUDING NEGLIGENCE OR OTHERWISE)
* ARISING IN ANY WAY OUT OF THE USE OF THIS SOFTWARE, EVEN IF ADVISED
* OF THE POSSIBILITY OF SUCH DAMAGE.
* =====
*
* This product includes cryptographic software written by Eric Young
* (eay@cryptsoft.com). This product includes software written by Tim
* Hudson (tjh@cryptsoft.com).
*
*/

Original SSLeay License
-----

/* Copyright (C) 1995-1998 Eric Young (eay@cryptsoft.com)
* All rights reserved.
*
* This package is an SSL implementation written
* by Eric Young (eay@cryptsoft.com).
* The implementation was written so as to conform with Netscapes SSL.
*
* This library is free for commercial and non-commercial use as long as
* the following conditions are aheared to. The following conditions
* apply to all code found in this distribution, be it the RC4, RSA,
* lhash, DES, etc., code; not just the SSL code. The SSL documentation
* included with this distribution is covered by the same copyright terms
* except that the holder is Tim Hudson (tjh@cryptsoft.com).
*
* Copyright remains Eric Young's, and as such any Copyright notices in
* the code are not to be removed.
* If this package is used in a product, Eric Young should be given attribution
* as the author of the parts of the library used.
* This can be in the form of a textual message at program startup or
* in documentation (online or textual) provided with the package.
*
* Redistribution and use in source and binary forms, with or without
* modification, are permitted provided that the following conditions
* are met:
* 1. Redistributions of source code must retain the copyright
* notice, this list of conditions and the following disclaimer.
* 2. Redistributions in binary form must reproduce the above copyright
* notice, this list of conditions and the following disclaimer in the
* documentation and/or other materials provided with the distribution.
* 3. All advertising materials mentioning features or use of this software
* must display the following acknowledgement:
* "This product includes cryptographic software written by
* Eric Young (eay@cryptsoft.com)"
* The word 'cryptographic' can be left out if the rouines from the library
* being used are not cryptographic related :-).
* 4. If you include any Windows specific code (or a derivative thereof) from
* the apps directory (application code) you must include an acknowledgement:
* "This product includes software written by Tim Hudson (tjh@cryptsoft.com)"
*
* THIS SOFTWARE IS PROVIDED BY ERIC YOUNG ``AS IS'' AND
* ANY EXPRESS OR IMPLIED WARRANTIES, INCLUDING, BUT NOT LIMITED TO, THE
* IMPLIED WARRANTIES OF MERCHANTABILITY AND FITNESS FOR A PARTICULAR PURPOSE
* ARE DISCLAIMED. IN NO EVENT SHALL THE AUTHOR OR CONTRIBUTORS BE LIABLE
* FOR ANY DIRECT, INDIRECT, INCIDENTAL, SPECIAL, EXEMPLARY, OR CONSEQUENTIAL
* DAMAGES (INCLUDING, BUT NOT LIMITED TO, PROCUREMENT OF SUBSTITUTE GOODS
* OR SERVICES; LOSS OF USE, DATA, OR PROFITS; OR BUSINESS INTERRUPTION)
* HOWEVER CAUSED AND ON ANY THEORY OF LIABILITY, WHETHER IN CONTRACT, STRICT
* LIABILITY, OR TORT (INCLUDING NEGLIGENCE OR OTHERWISE) ARISING IN ANY WAY
* OUT OF THE USE OF THIS SOFTWARE, EVEN IF ADVISED OF THE POSSIBILITY OF
* SUCH DAMAGE.
*
* The licence and distribution terms for any publically available version or

```

```
* derivative of this code cannot be changed. i.e. this code cannot simply be
* copied and put under another distribution licence
* [including the GNU Public Licence.]
*/
```

16.4. Nginx Licence

```
/*
 * Copyright (C) 2002-2019 Igor Sysoev
 * Copyright (C) 2011-2019 Nginx, Inc.
 * All rights reserved.
 *
 * Redistribution and use in source and binary forms, with or without
 * modification, are permitted provided that the following conditions
 * are met:
 * 1. Redistributions of source code must retain the above copyright
 * notice, this list of conditions and the following disclaimer.
 * 2. Redistributions in binary form must reproduce the above copyright
 * notice, this list of conditions and the following disclaimer in the
 * documentation and/or other materials provided with the distribution.
 *
 * THIS SOFTWARE IS PROVIDED BY THE AUTHOR AND CONTRIBUTORS ``AS IS'' AND
 * ANY EXPRESS OR IMPLIED WARRANTIES, INCLUDING, BUT NOT LIMITED TO, THE
 * IMPLIED WARRANTIES OF MERCHANTABILITY AND FITNESS FOR A PARTICULAR PURPOSE
 * ARE DISCLAIMED. IN NO EVENT SHALL THE AUTHOR OR CONTRIBUTORS BE LIABLE
 * FOR ANY DIRECT, INDIRECT, INCIDENTAL, SPECIAL, EXEMPLARY, OR CONSEQUENTIAL
 * DAMAGES (INCLUDING, BUT NOT LIMITED TO, PROCUREMENT OF SUBSTITUTE GOODS
 * OR SERVICES; LOSS OF USE, DATA, OR PROFITS; OR BUSINESS INTERRUPTION)
 * HOWEVER CAUSED AND ON ANY THEORY OF LIABILITY, WHETHER IN CONTRACT, STRICT
 * LIABILITY, OR TORT (INCLUDING NEGLIGENCE OR OTHERWISE) ARISING IN ANY WAY
 * OUT OF THE USE OF THIS SOFTWARE, EVEN IF ADVISED OF THE POSSIBILITY OF
 * SUCH DAMAGE.
*/
```

16.5. FastCGI Licence

This FastCGI application library source and object code (the "Software") and its documentation (the "Documentation") are copyrighted by Open Market, Inc ("Open Market"). The following terms apply to all files associated with the Software and Documentation unless explicitly disclaimed in individual files.

Open Market permits you to use, copy, modify, distribute, and license this Software and the Documentation for any purpose, provided that existing copyright notices are retained in all copies and that this notice is included verbatim in any distributions. No written agreement, license, or royalty fee is required for any of the authorized uses. Modifications to this Software and Documentation may be copyrighted by their authors and need not follow the licensing terms described here. If modifications to this Software and Documentation have new licensing terms, the new terms must be clearly indicated on the first page of each file where they apply.

OPEN MARKET MAKES NO EXPRESS OR IMPLIED WARRANTY WITH RESPECT TO THE SOFTWARE OR THE DOCUMENTATION, INCLUDING WITHOUT LIMITATION ANY WARRANTY OF MERCHANTABILITY OR FITNESS FOR A PARTICULAR PURPOSE. IN NO EVENT SHALL OPEN MARKET BE LIABLE TO YOU OR ANY THIRD PARTY FOR ANY DAMAGES ARISING FROM OR RELATING TO THIS SOFTWARE OR THE DOCUMENTATION, INCLUDING, WITHOUT LIMITATION, ANY INDIRECT, SPECIAL OR CONSEQUENTIAL DAMAGES OR SIMILAR DAMAGES, INCLUDING LOST PROFITS OR LOST DATA, EVEN IF OPEN MARKET HAS BEEN ADVISED OF THE POSSIBILITY OF SUCH DAMAGES. THE SOFTWARE AND DOCUMENTATION ARE PROVIDED "AS IS". OPEN MARKET HAS NO LIABILITY IN CONTRACT, TORT, NEGLIGENCE OR OTHERWISE ARISING OUT OF THIS SOFTWARE OR THE DOCUMENTATION.

16.6. Net-SNMP Licence

Various copyrights apply to this package, listed in various separate parts below. Please make sure that you read all the parts.

---- Part 1: CMU/UCD copyright notice: (BSD like) ----

Copyright 1989, 1991, 1992 by Carnegie Mellon University

Derivative Work - 1996, 1998-2000

Copyright 1996, 1998-2000 The Regents of the University of California

All Rights Reserved

Permission to use, copy, modify and distribute this software and its documentation for any purpose and without fee is hereby granted, provided that the above copyright notice appears in all copies and that both that copyright notice and this permission notice appear in supporting documentation, and that the name of CMU and The Regents of the University of California not be used in advertising or publicity pertaining to distribution of the software without specific written permission.

CMU AND THE REGENTS OF THE UNIVERSITY OF CALIFORNIA DISCLAIM ALL WARRANTIES WITH REGARD TO THIS SOFTWARE, INCLUDING ALL IMPLIED WARRANTIES OF MERCHANTABILITY AND FITNESS. IN NO EVENT SHALL CMU OR THE REGENTS OF THE UNIVERSITY OF CALIFORNIA BE LIABLE FOR ANY SPECIAL,

INDIRECT OR CONSEQUENTIAL DAMAGES OR ANY DAMAGES WHATSOEVER RESULTING FROM THE LOSS OF USE, DATA OR PROFITS, WHETHER IN AN ACTION OF CONTRACT, NEGLIGENCE OR OTHER TORTIOUS ACTION, ARISING OUT OF OR IN CONNECTION WITH THE USE OR PERFORMANCE OF THIS SOFTWARE.

---- Part 2: Networks Associates Technology, Inc copyright notice (BSD) ----

Copyright (c) 2001-2003, Networks Associates Technology, Inc
All rights reserved.

Redistribution and use in source and binary forms, with or without modification, are permitted provided that the following conditions are met:

- * Redistributions of source code must retain the above copyright notice, this list of conditions and the following disclaimer.
- * Redistributions in binary form must reproduce the above copyright notice, this list of conditions and the following disclaimer in the documentation and/or other materials provided with the distribution.
- * Neither the name of the Networks Associates Technology, Inc nor the names of its contributors may be used to endorse or promote products derived from this software without specific prior written permission.

THIS SOFTWARE IS PROVIDED BY THE COPYRIGHT HOLDERS AND CONTRIBUTORS ``AS IS'' AND ANY EXPRESS OR IMPLIED WARRANTIES, INCLUDING, BUT NOT LIMITED TO, THE IMPLIED WARRANTIES OF MERCHANTABILITY AND FITNESS FOR A PARTICULAR PURPOSE ARE DISCLAIMED. IN NO EVENT SHALL THE COPYRIGHT HOLDERS OR CONTRIBUTORS BE LIABLE FOR ANY DIRECT, INDIRECT, INCIDENTAL, SPECIAL, EXEMPLARY, OR CONSEQUENTIAL DAMAGES (INCLUDING, BUT NOT LIMITED TO, PROCUREMENT OF SUBSTITUTE GOODS OR SERVICES; LOSS OF USE, DATA, OR PROFITS; OR BUSINESS INTERRUPTION) HOWEVER CAUSED AND ON ANY THEORY OF LIABILITY, WHETHER IN CONTRACT, STRICT LIABILITY, OR TORT (INCLUDING NEGLIGENCE OR OTHERWISE) ARISING IN ANY WAY OUT OF THE USE OF THIS SOFTWARE, EVEN IF ADVISED OF THE POSSIBILITY OF SUCH DAMAGE.

---- Part 3: Cambridge Broadband Ltd. copyright notice (BSD) ----

Portions of this code are copyright (c) 2001-2003, Cambridge Broadband Ltd.
All rights reserved.

Redistribution and use in source and binary forms, with or without modification, are permitted provided that the following conditions are met:

- * Redistributions of source code must retain the above copyright notice, this list of conditions and the following disclaimer.
- * Redistributions in binary form must reproduce the above copyright notice, this list of conditions and the following disclaimer in the documentation and/or other materials provided with the distribution.
- * The name of Cambridge Broadband Ltd. may not be used to endorse or promote products derived from this software without specific prior written permission.

THIS SOFTWARE IS PROVIDED BY THE COPYRIGHT HOLDER ``AS IS'' AND ANY EXPRESS OR IMPLIED WARRANTIES, INCLUDING, BUT NOT LIMITED TO, THE IMPLIED WARRANTIES OF MERCHANTABILITY AND FITNESS FOR A PARTICULAR PURPOSE ARE DISCLAIMED. IN NO EVENT SHALL THE COPYRIGHT HOLDER BE LIABLE FOR ANY DIRECT, INDIRECT, INCIDENTAL, SPECIAL, EXEMPLARY, OR CONSEQUENTIAL DAMAGES (INCLUDING, BUT NOT LIMITED TO, PROCUREMENT OF SUBSTITUTE GOODS OR SERVICES; LOSS OF USE, DATA, OR PROFITS; OR BUSINESS INTERRUPTION) HOWEVER CAUSED AND ON ANY THEORY OF LIABILITY, WHETHER IN CONTRACT, STRICT LIABILITY, OR TORT (INCLUDING NEGLIGENCE OR OTHERWISE) ARISING IN ANY WAY OUT OF THE USE OF THIS SOFTWARE, EVEN IF ADVISED OF THE POSSIBILITY OF SUCH DAMAGE.

---- Part 4: Sun Microsystems, Inc. copyright notice (BSD) ----

Copyright © 2003 Sun Microsystems, Inc., 4150 Network Circle, Santa Clara, California 95054, U.S.A. All rights reserved.

Use is subject to license terms below.

This distribution may include materials developed by third parties.

Sun, Sun Microsystems, the Sun logo and Solaris are trademarks or registered trademarks of Sun Microsystems, Inc. in the U.S. and other countries.

Redistribution and use in source and binary forms, with or without modification, are permitted provided that the following conditions are met:



- * Redistributions of source code must retain the above copyright notice, this list of conditions and the following disclaimer.
- * Redistributions in binary form must reproduce the above copyright notice, this list of conditions and the following disclaimer in the documentation and/or other materials provided with the distribution.
- * Neither the name of the Sun Microsystems, Inc. nor the names of its contributors may be used to endorse or promote products derived from this software without specific prior written permission.

THIS SOFTWARE IS PROVIDED BY THE COPYRIGHT HOLDERS AND CONTRIBUTORS ``AS IS'' AND ANY EXPRESS OR IMPLIED WARRANTIES, INCLUDING, BUT NOT LIMITED TO, THE IMPLIED WARRANTIES OF MERCHANTABILITY AND FITNESS FOR A PARTICULAR PURPOSE ARE DISCLAIMED. IN NO EVENT SHALL THE COPYRIGHT HOLDERS OR CONTRIBUTORS BE LIABLE FOR ANY DIRECT, INDIRECT, INCIDENTAL, SPECIAL, EXEMPLARY, OR CONSEQUENTIAL DAMAGES (INCLUDING, BUT NOT LIMITED TO, PROCUREMENT OF SUBSTITUTE GOODS OR SERVICES; LOSS OF USE, DATA, OR PROFITS; OR BUSINESS INTERRUPTION) HOWEVER CAUSED AND ON ANY THEORY OF LIABILITY, WHETHER IN CONTRACT, STRICT LIABILITY, OR TORT (INCLUDING NEGLIGENCE OR OTHERWISE) ARISING IN ANY WAY OUT OF THE USE OF THIS SOFTWARE, EVEN IF ADVISED OF THE POSSIBILITY OF SUCH DAMAGE.

---- Part 5: Sparta, Inc copyright notice (BSD) ----

Copyright (c) 2003-2009, Sparta, Inc
All rights reserved.

Redistribution and use in source and binary forms, with or without modification, are permitted provided that the following conditions are met:

- * Redistributions of source code must retain the above copyright notice, this list of conditions and the following disclaimer.
- * Redistributions in binary form must reproduce the above copyright notice, this list of conditions and the following disclaimer in the documentation and/or other materials provided with the distribution.
- * Neither the name of Sparta, Inc nor the names of its contributors may be used to endorse or promote products derived from this software without specific prior written permission.

THIS SOFTWARE IS PROVIDED BY THE COPYRIGHT HOLDERS AND CONTRIBUTORS ``AS IS'' AND ANY EXPRESS OR IMPLIED WARRANTIES, INCLUDING, BUT NOT LIMITED TO, THE IMPLIED WARRANTIES OF MERCHANTABILITY AND FITNESS FOR A PARTICULAR PURPOSE ARE DISCLAIMED. IN NO EVENT SHALL THE COPYRIGHT HOLDERS OR CONTRIBUTORS BE LIABLE FOR ANY DIRECT, INDIRECT, INCIDENTAL, SPECIAL, EXEMPLARY, OR CONSEQUENTIAL DAMAGES (INCLUDING, BUT NOT LIMITED TO, PROCUREMENT OF SUBSTITUTE GOODS OR SERVICES; LOSS OF USE, DATA, OR PROFITS; OR BUSINESS INTERRUPTION) HOWEVER CAUSED AND ON ANY THEORY OF LIABILITY, WHETHER IN CONTRACT, STRICT LIABILITY, OR TORT (INCLUDING NEGLIGENCE OR OTHERWISE) ARISING IN ANY WAY OUT OF THE USE OF THIS SOFTWARE, EVEN IF ADVISED OF THE POSSIBILITY OF SUCH DAMAGE.

---- Part 6: Cisco/BUPTNIC copyright notice (BSD) ----

Copyright (c) 2004, Cisco, Inc and Information Network
Center of Beijing University of Posts and Telecommunications.
All rights reserved.

Redistribution and use in source and binary forms, with or without modification, are permitted provided that the following conditions are met:

- * Redistributions of source code must retain the above copyright notice, this list of conditions and the following disclaimer.
- * Redistributions in binary form must reproduce the above copyright notice, this list of conditions and the following disclaimer in the documentation and/or other materials provided with the distribution.
- * Neither the name of Cisco, Inc, Beijing University of Posts and Telecommunications, nor the names of their contributors may be used to endorse or promote products derived from this software without specific prior written permission.

THIS SOFTWARE IS PROVIDED BY THE COPYRIGHT HOLDERS AND CONTRIBUTORS ``AS IS'' AND ANY EXPRESS OR IMPLIED WARRANTIES, INCLUDING, BUT NOT LIMITED TO, THE IMPLIED WARRANTIES OF MERCHANTABILITY AND FITNESS FOR A PARTICULAR PURPOSE ARE DISCLAIMED. IN NO EVENT SHALL THE COPYRIGHT HOLDERS OR CONTRIBUTORS BE LIABLE FOR ANY DIRECT, INDIRECT, INCIDENTAL, SPECIAL, EXEMPLARY, OR CONSEQUENTIAL DAMAGES (INCLUDING, BUT NOT LIMITED TO, PROCUREMENT OF SUBSTITUTE GOODS OR SERVICES; LOSS OF USE, DATA, OR PROFITS;

OR BUSINESS INTERRUPTION) HOWEVER CAUSED AND ON ANY THEORY OF LIABILITY, WHETHER IN CONTRACT, STRICT LIABILITY, OR TORT (INCLUDING NEGLIGENCE OR OTHERWISE) ARISING IN ANY WAY OUT OF THE USE OF THIS SOFTWARE, EVEN IF ADVISED OF THE POSSIBILITY OF SUCH DAMAGE.

---- Part 7: Fabasoft R&D Software GmbH & Co KG copyright notice (BSD) ----

Copyright (c) Fabasoft R&D Software GmbH & Co KG, 2003
oss@fabasoft.com
Author: Bernhard Penz

Redistribution and use in source and binary forms, with or without modification, are permitted provided that the following conditions are met:

- * Redistributions of source code must retain the above copyright notice, this list of conditions and the following disclaimer.
- * Redistributions in binary form must reproduce the above copyright notice, this list of conditions and the following disclaimer in the documentation and/or other materials provided with the distribution.
- * The name of Fabasoft R&D Software GmbH & Co KG or any of its subsidiaries, brand or product names may not be used to endorse or promote products derived from this software without specific prior written permission.

THIS SOFTWARE IS PROVIDED BY THE COPYRIGHT HOLDER ``AS IS'' AND ANY EXPRESS OR IMPLIED WARRANTIES, INCLUDING, BUT NOT LIMITED TO, THE IMPLIED WARRANTIES OF MERCHANTABILITY AND FITNESS FOR A PARTICULAR PURPOSE ARE DISCLAIMED. IN NO EVENT SHALL THE COPYRIGHT HOLDER BE LIABLE FOR ANY DIRECT, INDIRECT, INCIDENTAL, SPECIAL, EXEMPLARY, OR CONSEQUENTIAL DAMAGES (INCLUDING, BUT NOT LIMITED TO, PROCUREMENT OF SUBSTITUTE GOODS OR SERVICES; LOSS OF USE, DATA, OR PROFITS; OR BUSINESS INTERRUPTION) HOWEVER CAUSED AND ON ANY THEORY OF LIABILITY, WHETHER IN CONTRACT, STRICT LIABILITY, OR TORT (INCLUDING NEGLIGENCE OR OTHERWISE) ARISING IN ANY WAY OUT OF THE USE OF THIS SOFTWARE, EVEN IF ADVISED OF THE POSSIBILITY OF SUCH DAMAGE.

---- Part 8: Apple Inc. copyright notice (BSD) ----

Copyright (c) 2007 Apple Inc. All rights reserved.

Redistribution and use in source and binary forms, with or without modification, are permitted provided that the following conditions are met:

1. Redistributions of source code must retain the above copyright notice, this list of conditions and the following disclaimer.
2. Redistributions in binary form must reproduce the above copyright notice, this list of conditions and the following disclaimer in the documentation and/or other materials provided with the distribution.
3. Neither the name of Apple Inc. ("Apple") nor the names of its contributors may be used to endorse or promote products derived from this software without specific prior written permission.

THIS SOFTWARE IS PROVIDED BY APPLE AND ITS CONTRIBUTORS "AS IS" AND ANY EXPRESS OR IMPLIED WARRANTIES, INCLUDING, BUT NOT LIMITED TO, THE IMPLIED WARRANTIES OF MERCHANTABILITY AND FITNESS FOR A PARTICULAR PURPOSE ARE DISCLAIMED. IN NO EVENT SHALL APPLE OR ITS CONTRIBUTORS BE LIABLE FOR ANY DIRECT, INDIRECT, INCIDENTAL, SPECIAL, EXEMPLARY, OR CONSEQUENTIAL DAMAGES (INCLUDING, BUT NOT LIMITED TO, PROCUREMENT OF SUBSTITUTE GOODS OR SERVICES; LOSS OF USE, DATA, OR PROFITS; OR BUSINESS INTERRUPTION) HOWEVER CAUSED AND ON ANY THEORY OF LIABILITY, WHETHER IN CONTRACT, STRICT LIABILITY, OR TORT (INCLUDING NEGLIGENCE OR OTHERWISE) ARISING IN ANY WAY OUT OF THE USE OF THIS SOFTWARE, EVEN IF ADVISED OF THE POSSIBILITY OF SUCH DAMAGE.

---- Part 9: ScienceLogic, LLC copyright notice (BSD) ----

Copyright (c) 2009, ScienceLogic, LLC
All rights reserved.

Redistribution and use in source and binary forms, with or without modification, are permitted provided that the following conditions are met:

- * Redistributions of source code must retain the above copyright notice, this list of conditions and the following disclaimer.
- * Redistributions in binary form must reproduce the above copyright notice, this list of conditions and the following disclaimer in the documentation and/or other materials provided with the distribution.

* Neither the name of ScienceLogic, LLC nor the names of its contributors may be used to endorse or promote products derived from this software without specific prior written permission.

THIS SOFTWARE IS PROVIDED BY THE COPYRIGHT HOLDERS AND CONTRIBUTORS ``AS IS'' AND ANY EXPRESS OR IMPLIED WARRANTIES, INCLUDING, BUT NOT LIMITED TO, THE IMPLIED WARRANTIES OF MERCHANTABILITY AND FITNESS FOR A PARTICULAR PURPOSE ARE DISCLAIMED. IN NO EVENT SHALL THE COPYRIGHT HOLDERS OR CONTRIBUTORS BE LIABLE FOR ANY DIRECT, INDIRECT, INCIDENTAL, SPECIAL, EXEMPLARY, OR CONSEQUENTIAL DAMAGES (INCLUDING, BUT NOT LIMITED TO, PROCUREMENT OF SUBSTITUTE GOODS OR SERVICES; LOSS OF USE, DATA, OR PROFITS; OR BUSINESS INTERRUPTION) HOWEVER CAUSED AND ON ANY THEORY OF LIABILITY, WHETHER IN CONTRACT, STRICT LIABILITY, OR TORT (INCLUDING NEGLIGENCE OR OTHERWISE) ARISING IN ANY WAY OUT OF THE USE OF THIS SOFTWARE, EVEN IF ADVISED OF THE POSSIBILITY OF SUCH DAMAGE.

17. Disclaimer

IN NO EVENT WILL TIMETOOLS LIMITED BE LIABLE FOR ANY INDIRECT, SPECIAL, INCIDENTAL, OR CONSEQUENTIAL DAMAGES FROM THE SALE OR USE OF THIS PRODUCT.

THIS DISCLAIMER APPLIES BOTH DURING AND AFTER THE TERM OF THE WARRANTY. TIMETOOLS LIMITED DISCLAIMS LIABILITY FOR ANY IMPLIED WARRANTIES, INCLUDING IMPLIED WARRANTIES OF MERCHANTABILITY AND FITNESS FOR A SPECIFIC PURPOSE.

18. Document Amendments

T1300-01 21 Jun 2017

Original document.

T1300-02 20 Feb 2019

Amendments for 1.0.002 firmware.

Added Command Line Interface (CLI) commands.

Added position SNMP trap information for optional mobile operation.

T1300-03 03 Sep 2020

Amendments for 2.0.001 firmware.

Added Command Line Interface (CLI) commands for SNMP v3.

Added Web Interface commands for SNMP v3.

T1300-04 03 Nov 2021

Amendments for 2.0.003 firmware.

Added Command Line Interface (CLI) commands:

- nts system shutdown
- nts ntp panic <enable|disable>
- nts gnss restart

Added SSL Certificate File Format.